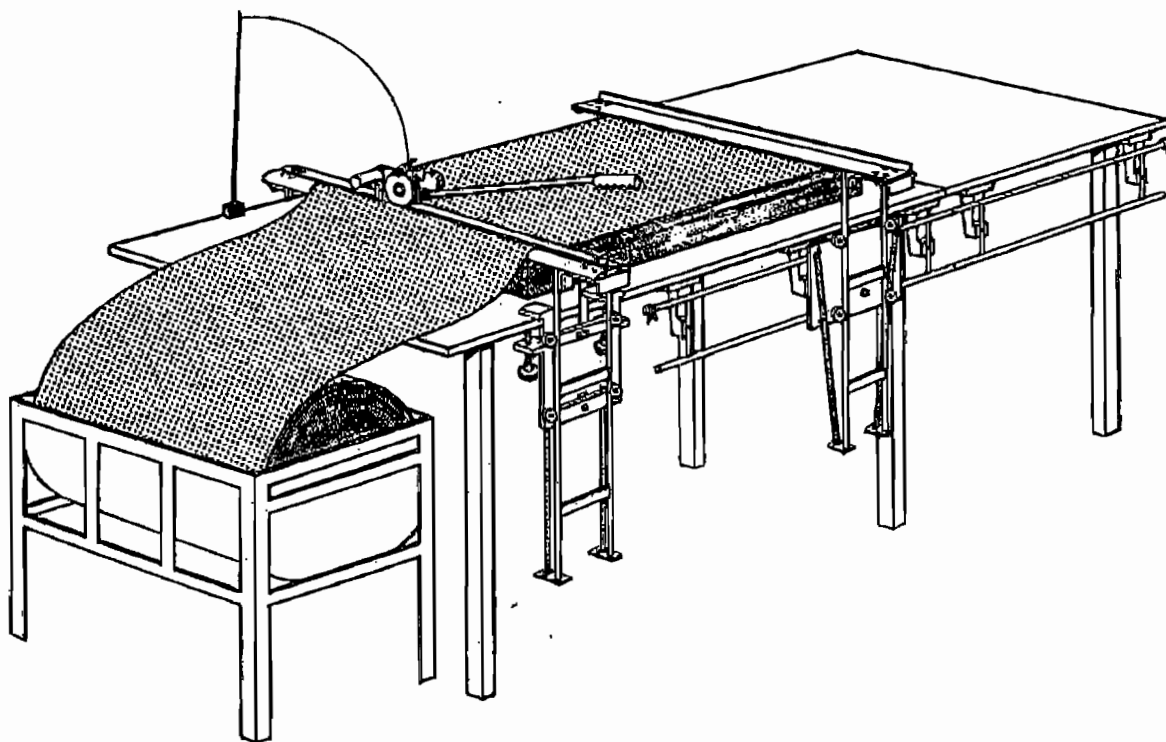


WOLF®

Pneumatic **AIRHAWK** End Cutter PARTS AND SERVICE MANUAL

Featuring Fixed or Movable Support & Slide Assemblies

Published December 2003



WARNING

This is a hazardous type of tool and should be used with care. Always disconnect air connector before performing repairs, adjustments or maintenance. Never place hands or any part of your person or others in the path of the machine when it's in service or when replacing the blade. For personal safety the operator should remove all loose fitting jewelry, shouldn't wear loose or baggy fitting clothing and persons with long hair should cover or pull it back.

WOLF®
1st/Since 1888

THE WOLF MACHINE COMPANY

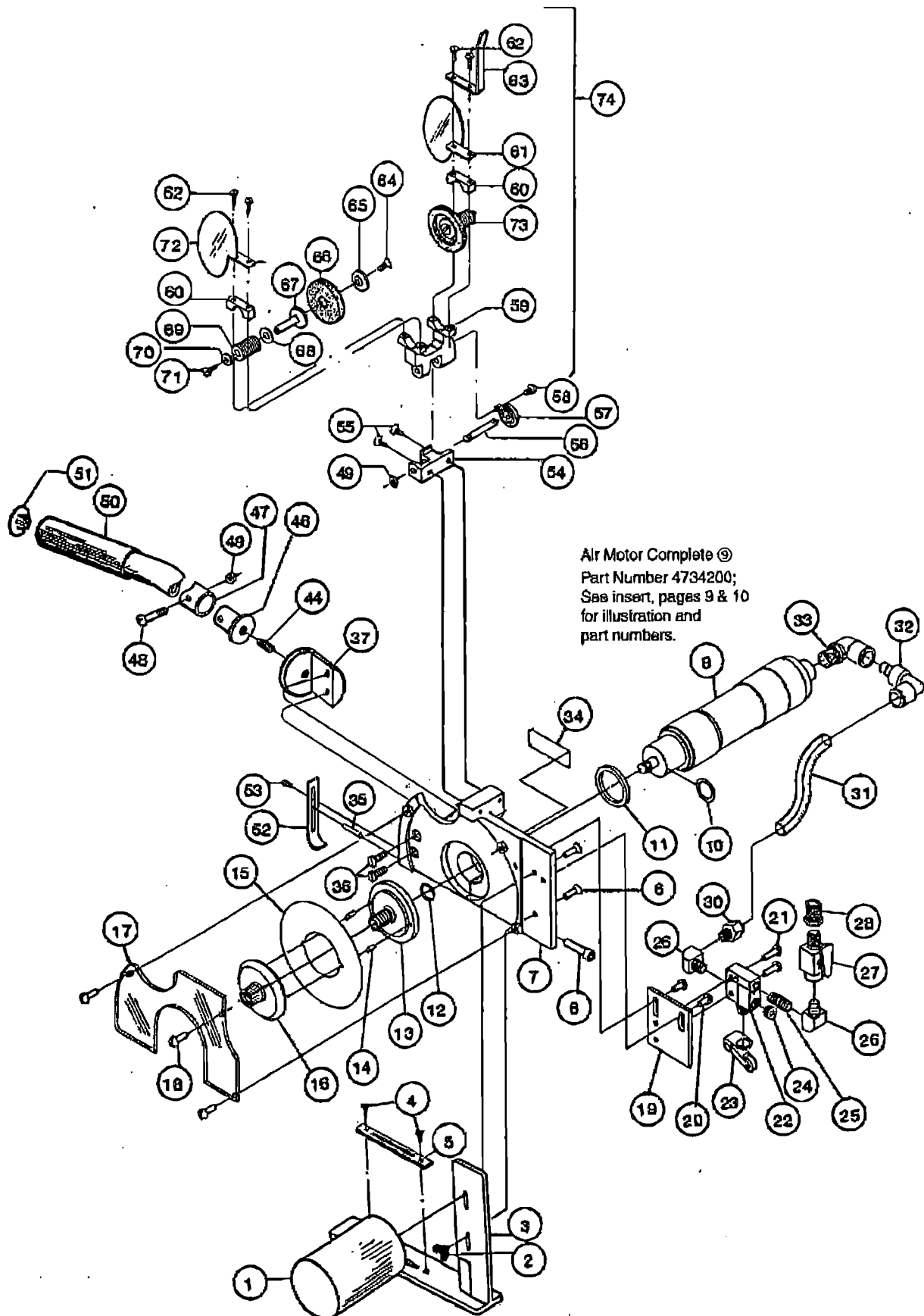
5570 Creek Road • Cincinnati, OH 45242 • USA

Phone: 513-791-5194 • FAX 513-791-0925

TOLL FREE 1-800-543-WOLF

e-mail: info@wolfmachine.com • Web Site: www.wolfmachine.com

AIRHAWK CUTTER UNIT



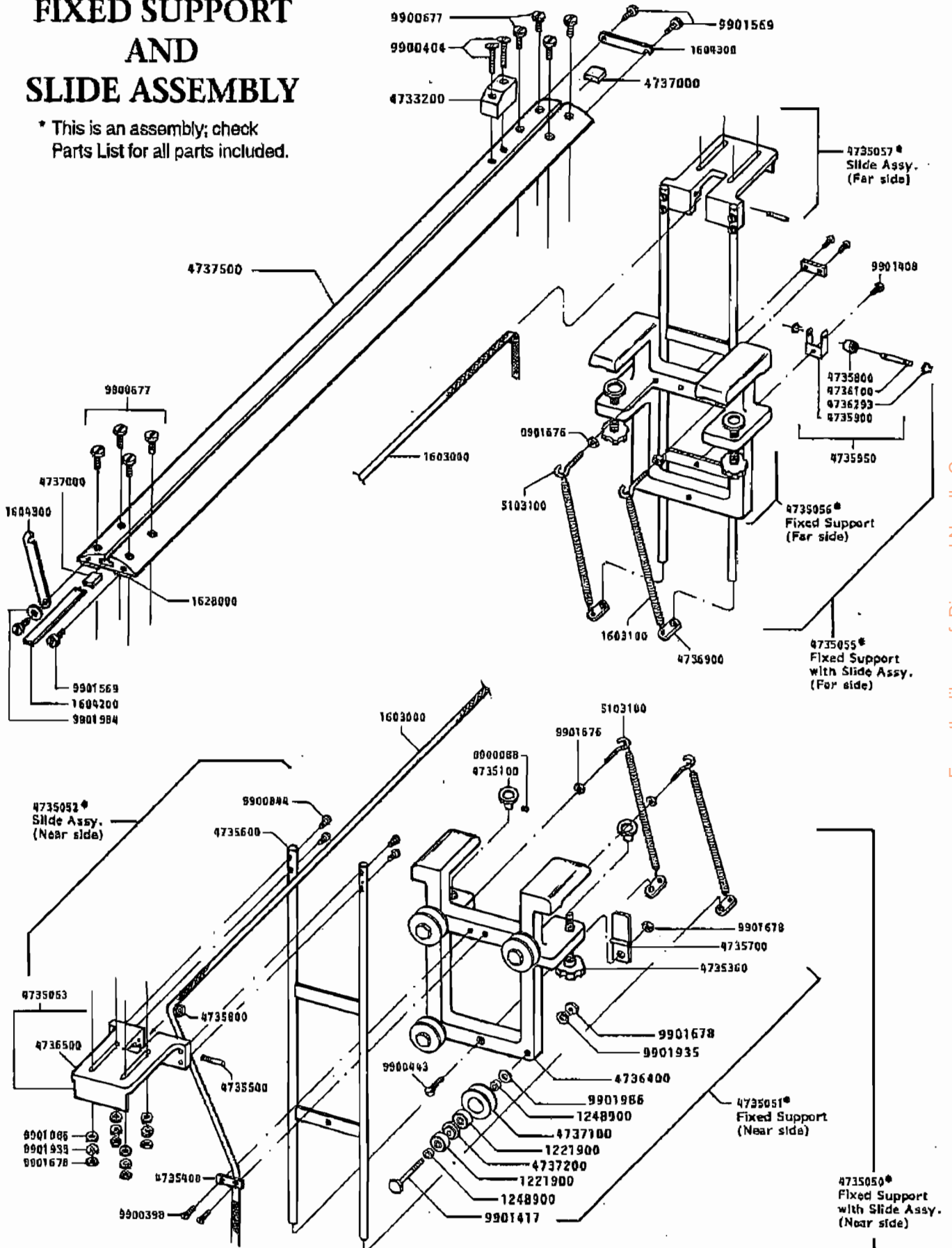
Air Motor Complete ©
Part Number 4734200;
See insert, pages 9 & 10
for illustration and
part numbers.

CUTTER UNIT – PARTS LIST

Ref No.	Part No.	Description	Qty	Ref No.	Part No.	Description	Qty
1	4731600	Counter Weight	1	53	9900801	6-32 x 1/4" Pan Head	1
2	9901765	10-32 Wing Nut	3	54	4576500	Sharpener Hinge Bracket	1
3	4730560	Foot	1	55	9900355	8-32 x 3/8" Slotted Flat Head Screw	2
4	9900339	6-32 x 3/8" FHMS screw	2	56	4581000	Grinder Shaft	1
5	4734000	Footplate	1	57	4580000	Grinder Spring	1
6	9900400	10-32 x 3/4" FHMS	2	58	9901560	6-32 x 3/8" Round Head Self Tapping Screw	1
7	4734200	5-1/4" Standard Air Head	1	58	4577200	Grinder Frame	1
8	9901301	1/4-20 x 1/4" SHCS	1	60	4577300	Journal Cap	2
9	4734300	Air Motor	1	61	4732294	Left Hand Sharpener Guide	1
10	4734255	.030 Shim	A/R	62	9900573	8-32 x 5/8" Fillester Head Screw	4
	4734254	.015 Shim	A/R	63	1505500	Handle	1
	4734253	.005 Shim	A/R	64	9900388	6-32 x 5/16" Slotted Flat Head Screw	2
	4734352	.002 Shim	A/R	65	4548593	Emery Wheel Washer	2
11	4734205	Spacer	1	66	4548300	Emery Wheel - 110 Grit	2
12	6387027	O-Ring	1		4548301	Emery Wheel - 220 Grit	2
13	4734250	Drive Cap with Seal	1	67	4548700	Emery Wheel Shaft	2
14	9902033	1/8 x 5/16 Roll Pin	2	68	4548693	Nylon Washer	2
15	1435570	HH Blade	A/R	69	4548800	Grinder Shaft	2
	1435671	HSS Blade	A/R	70	9902325	#10 Washer	2
	1435773	Teflon Blade	A/R	71	9902256	6-32 x 3/8" Binder Head Screw	2
16	4734230	Blade Retainer Nut	1	72	4732395	Right Hand Sharpener Guide	1
17	4734245	Flexiglass Guard	1	73	4548050	Emery Wheel Shaft & Journal S.A.	2
18	9900121	8-32 x 3/8" RHMS	3	64	9900388	6-32 x 3/8" Slotted Flat Head Screw	1
19	4734225	Mount Bracket - ON/OFF Switch	1	65	4548593	Emery Wheel Washer	1
20	9900840	10-32 x 3/8" RHMS	2	66	4548300	Emery Wheel - 110 Grit	1
21	9900167	10-32 x 3/4" RHMS	2		4548301	Emery Wheel - 220 Grit	1
22	4734235	3-way Spring Return Valve	1	67	4548700	Emery Wheel Shaft	1
23	4734240	Cam Operator	1	68	4548693	Nylon Washer	1
24	4734272	1/8" Pipe Plug	1	69	4548800	Grinder Shaft	1
25	4734271	1/8" Close Pipe Nipple	1	70	9902325	#10 Washer	1
26	4734273	1/8" Street Ell	2	71	9902256	6-32 x 3/8" Binder Head Screw	1
27	4734285	Shu Off Valve	1	74	4732950	Sharpener Assembly Complete	
28	4734274	1/4" to 1/8" Pipe Reducer	1	49	9901704	10-32 Hex Nut	1
N/S	4734279	1/4" Female Quick Disconnect	1	56	4581000	Grinder Shaft	1
30	4734280	Male Prestflock Fitting	1	57	4580000	Grinder Spring	1
31	4734270	Polyurethane Air Hose	A/R	58	9901560	6-32 x 3/8" Round Head Self Tapping Screw	1
32	4734277	Plug in Elbow	1	59	4577200	Grinder Frame	1
33	4734276	Male Elbow	1	60	4577300	Journal Cap	2
34	4734280	Nameplate	1	61	4732294	Left Hand Sharpener Guard	1
35	4730100	Pin	2	62	9901609	8-32 x 7/8" Pan Head Self Tapping Screw	4
36	9900398	10-32 x 1/2" FHMS	2	63	1505500	Handle	1
37	4734210	Pivot Handle Mount	1	72	4732395	Right Hand Sharpener Guard	1
N/S	4734215	Pivot Outer Handle Mount	1		9901607	8-32 x 5/8" Pan Head Screw	2
44	9901884	1/4-20 x 3/4" Socket Hd Set Screw	1	73	4548050	Emery Wheel Shaft & Journal S.A.	2
45	4732793	Flexible Handle Stud	1	Airhawk Cutter Unit Air Line Whip			
46	4732600	Handle Mount	1	N/S		Base Clamp	1
47	4730842	Handle Shaft	1	N/S	5106210	Spring Base	2
48	9900169	10-32 x 1" Slotted Rd Hd Screw	1	N/S	5106220	Spring	1
49	9901704	10-32 Hex Nut	2	N/S	6106230	Whip Tube	42"
50	4732193	Handle Grip	1	N/S	4734265	3/8" Air Line	(Specify length)
51	4732593	Handle Grip	1				
52	4730600	Depth Gauge	1				

FIXED SUPPORT AND SLIDE ASSEMBLY

* This is an assembly; check Parts List for all parts included.



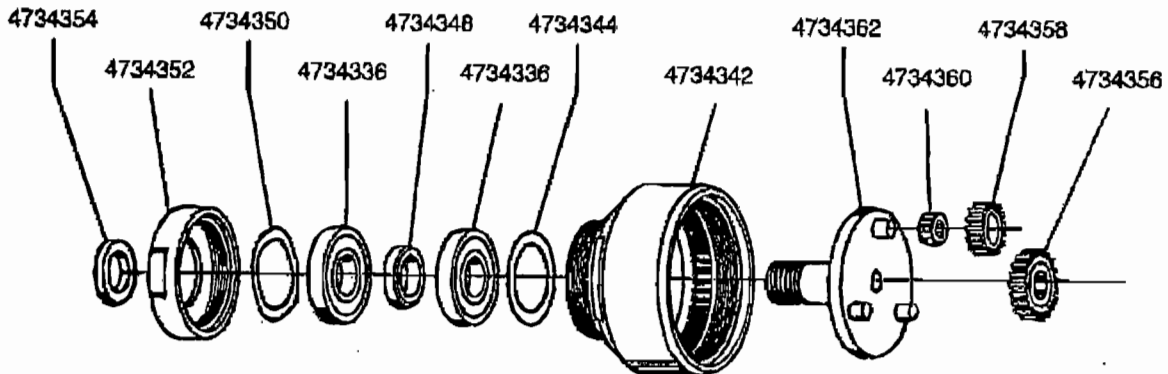
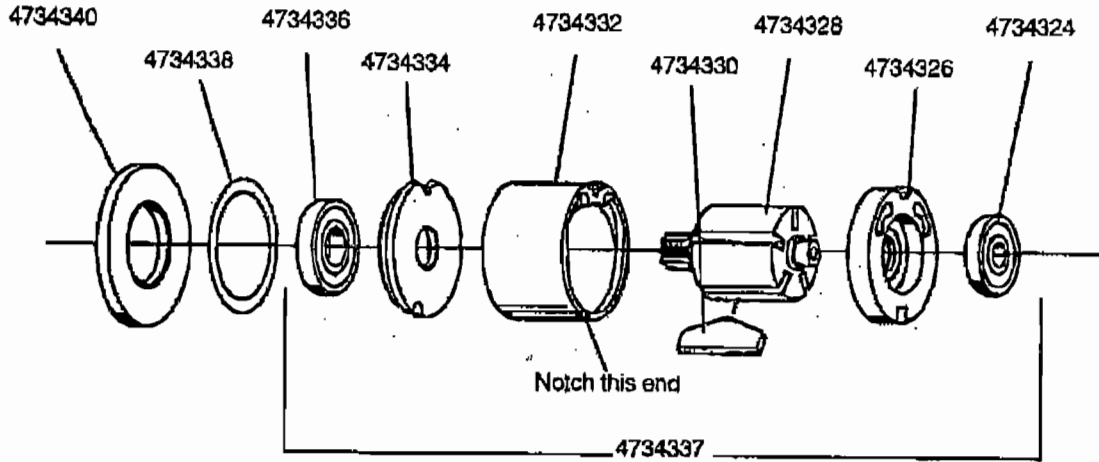
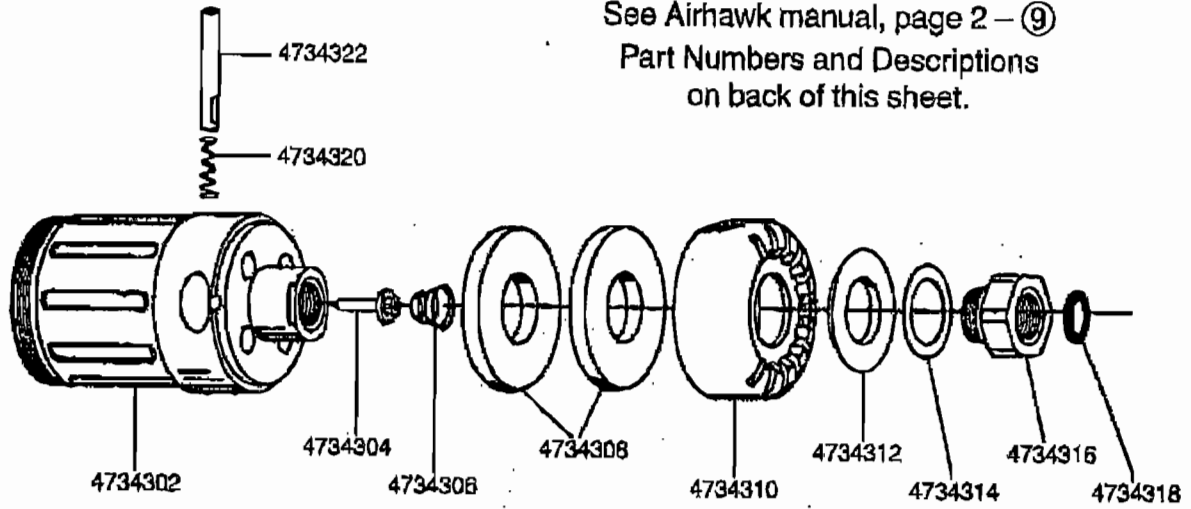
From the library of: Diamond Needle Corp

AIR MOTOR COMPLETE

Part Number 4734300

See Airhawk manual, page 2 – ⑨

Part Numbers and Descriptions
on back of this sheet.



From the library of: Diamond Needle Corp

AIRHAWK AIR MOTOR – PARTS LIST

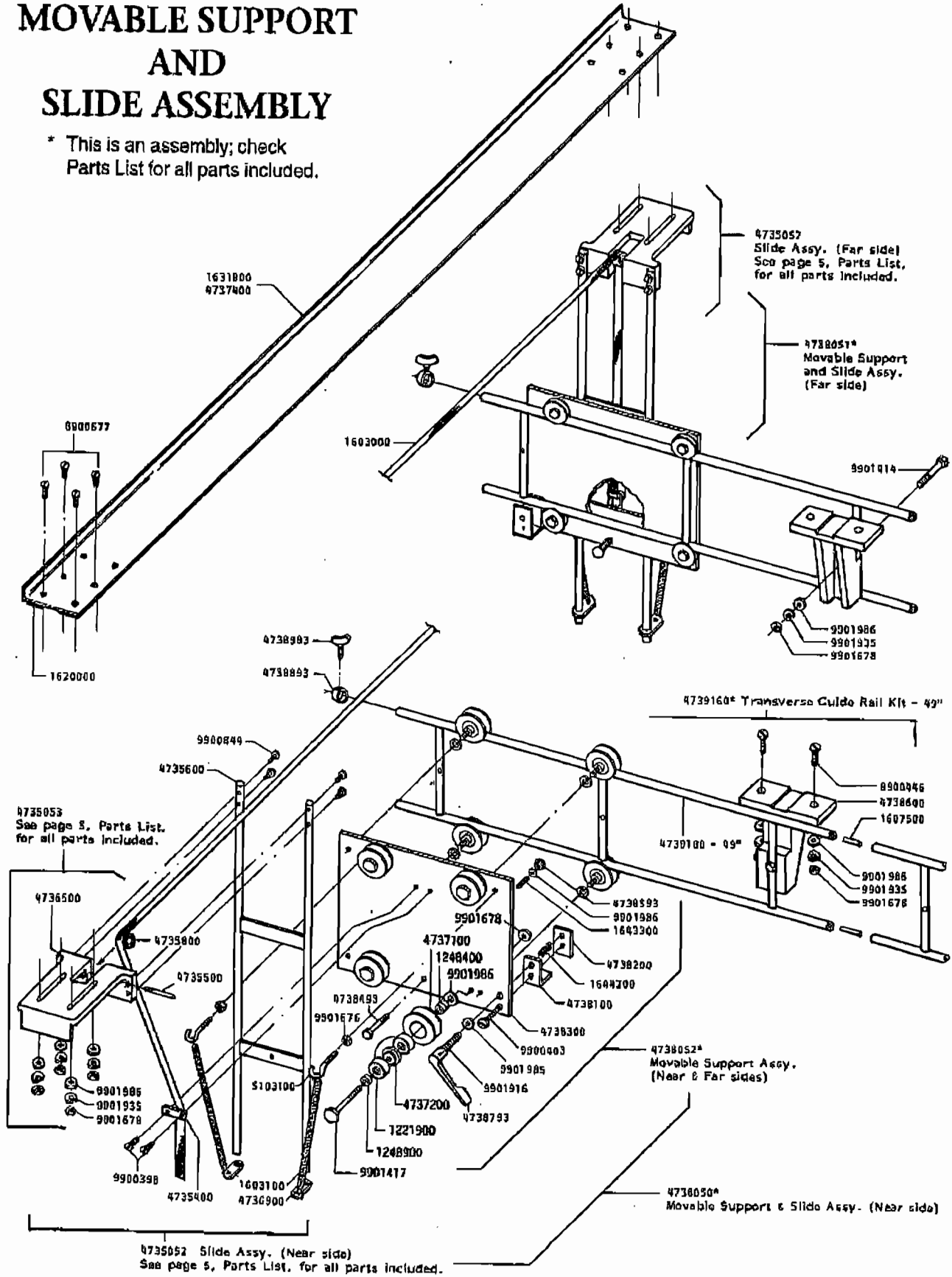
Part No.	Description	Quantity used if more than 1
4734300	Air Motor Complete	
4734302	Housing	
4734304	Valve Rod Assembly	
4734306	Spring	
4734308	Filler	2
4734310	Exhaust Cap	
4734312	Diffuser Washer	
4734314	Spacer	
4734316	Inlet Adapter	
4734318	Screen	
4734320	Spring	
4734322	Throttle Pin	
4734324	Ball Bearing	
4734326	Rear End Plate	
4734328	Rotor – Hex Drive	
4734330	Rotor Blades	5
4734332	Cylinder – Single direction	
4734334	Front End Plate	
4734336	Ball Bearing	3
4734337	Motor Assembly	
4734338	'O' Ring	
4734340	Spacer	
4734342	Ring Gear – Single direction	
4734344	Spacer	
4734348	Spacer	
4734350	Washer	
4734352	Lock Nut	
4734354	Spacer	
4734356	Sun Gear	
4734358	Planet Gear	
4734360	Needle Bearing	
4734362	Spindle Assembly – Single direction	

FIXED SUPPORT & SLIDE ASSEMBLY PARTS LIST

Part No.	Description	Quantity used if more than 1	Part No.	Description	Quantity used if more than 1
1221900	Bearing		9901417	Flat Head Screw	4
1248900	Spacer		9901678	Hex Nut	5
1603000	Leather Strap (Specify rail length)	2	9901732	Hex Stop Nut	2
1603100	Lifter Spring		9901935	Lock Washer	4
1604200	Spring Strip Steel (Specify rail length)		9901986	Washer	4
1604300	End Flap	2	4735052	SLIDE ASSEMBLY - Near Slide	
1628000	Foam Rubber - 1-1/2" (Specify rail length)		4735053	Angle with Roller	
4733200	Actuator Switch		4735600	Slide	4
4735100	Clamping Plate		9900844	Pan Head Screw	
4735360	Adjusting Screw with Knob		4735053	ANGLE WITH ROLLER	
4735400	Leather Strap Grip		4735500	Axle	
4735500	Axle		4735800	Belt Roller	
4735600	Slide		4736500	Fastening Angle	
4735700	Hinge		4735055	FIXED SUPPORT & SLIDE ASSY - Far side	
4735800	Belt Roller		1603100	Lifter Spring	2
4735900	Holding Bridge		4735056	Fixed Support - Far side	
4736000	Roller		4735057	Slide Assembly - Far side	
4736100	Roller Axle		4736900	Lifter Spring Holder	2
4736293	Retaining Ring		4735056	FIXED SUPPORT - Far side	
4736400	Clamp Frame		1221900	Bearing	8
4736500	Fastening Angle		1248900	Spacer	8
4736793	Roller Screw		4735100	Clamping Plate	2
4736900	Lifter Spring Holder		4735360	Adjusting Screw with Knob	2
4737000	Cushion		4735400	Leather Strip Grip	
4737100	Pulley		4736000	Roller	4
4737200	Bearing Spacer		4736393	Eyelet Screw	2
5103100	Eyelet Screw		4736400	Clamp Frame	
9900088	Round Head Screw		4736793	Roller Screw	4
9900398	Flat Head Screw		4737100	Pulley	4
9900404	Fillister Head Screw	2	4737200	Bearing Spacer	4
9900443	Flat Head Screw		9900088	Round Head Screw	2
9900677	Fillister Head Screw		9900398	Flat Head Screw	2
9900844	Pan Head Screw	8	9901417	Hex Head Screw	4
9901408	Hex Head Screw		9901676	Hex Stop Nut	2
9901417	Hex Head Screw		9901678	Hex Nut	4
9901569	Round Head Thread Cutting Screw	2	9901935	Lock Washer	4
9901676	Hex Stop Nut	2	9901984	Flat Washer	4
9901678	Hex Nut	4	9901986	Flat Washer	4
9901935	Lock Washer	4	4735050	FIXED SUPPORT w/SLIDE ASSY - Near Side	
9901984	Flat Washer	4	1603100	Lifter Spring	2
9901986	Flat Washer	4	4735051	Fixed Support- Near side	
			4736052	Side Assembly - Near side	
			4736900	Lifter Spring Holder	2
			4735051	FIXED SUPPORT ASSY - Near side	
			4735100	Clamping Plate	2
			4735360	Adjusting Screw with Knob	2
			4735400	Leather Strip Grip	
			4736700	Hinge	
			4736000	Roller	4
			4736393	Eyelet Screw	2
			4736400	Clamp Frame	
			4736793	Roller Screw	4
			4737100	Pulley	4
			4737200	Bearing Spacer	4
			9900088	Round Head Screw	2
			9900398	Flat Head Screw	2
			9900443	Flat Head Screw	
			9901417	Flat Head Screw	
			9901678	Hex Nut	
			9901935	Lock Washer	
			9901984	Flat Washer	
			9901986	Flat Washer	
			4735057	SLIDE ASSEMBLY - Far side	
			4735053	Angle with Roller	
			4735600	Slide	
			4735950	Holding Bridge Assembly	
			9900844	Pan Head Screw	4
			9901408	Hex Head Cap Screw	
			4735950	HOLDING BRIDGE ASSEMBLY	
			4735800	Belt Roller	
			4735900	Holding Bridge	
			4736100	Roller Assembly	
			4736293	Retaining Ring	2
			4737500	GUIDE RAIL (NOTE: Give Table Size)	
			1604200	Spring Strip Steel	
			1628000	Foam Rubber	
			4736800	End Flap	2
			9901569	Round Head Thread Cutting Screw	4
			9901984	Flat Washer	

END RAIL MOVABLE SUPPORT AND SLIDE ASSEMBLY

* This is an assembly; check
Parts List for all parts included.



From the library of: Diamond Needle Corp

AIRHAWK SPECIFICATIONS

- Air Requirements:** 90 PSI minimum for peak performance. It is recommended that an In-line Coalescing Filter be installed before the Lubricator.
NOTE: Use high volume air quick disconnects.
WOLF - Male Part No. 4734278 and Female part No. 4734279
- Lubrication:** Light lubrication into the air system, with 10 weight Spindle Oil. Over lubrication could cause over spray on material.
- Air Motor Speed:** 5200 RPMs
- Blade Rotation:** Counter-clockwise.

SHARPENING THE BLADE

To sharpen, press Grinding Stone Lever lightly and briefly down against the blade while machine is running. Both stones should meet simultaneously. Pressure must be light to avoid over sharpening. When blade becomes less than 4-5/8" in diameter it must be replaced. Also, keep Grinding Wheels clean by spraying with WOLF's Keep-M-Kleen Wheel Cleaner (Part # 2100600).

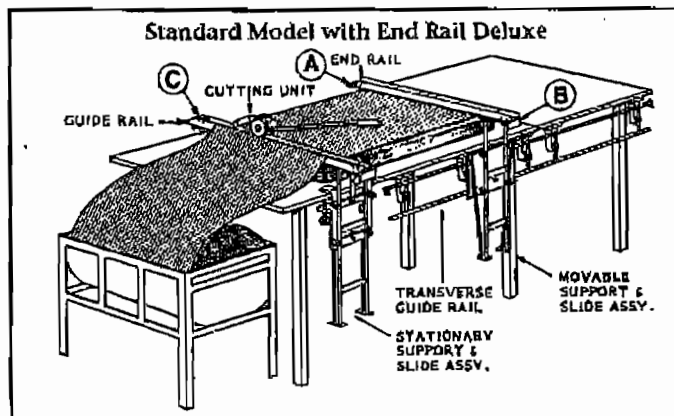
CHANGING BLADES

WARNING: When handling blades wear safety gloves and handle carefully. Factory sharpened blades are extremely sharp. Old blades may be dull from cutting material but both new and old blades can inflict personal injury.

1. Disconnect the Air Motor from the air supply.
2. Remove the Cutter Unit from the Rail by loosening the two (2) screws #9901569 holding the End Flap in place on the operators end.
3. Remove the Blade Guard and Blade Nut.
4. Insert new Blade with the writing side out and make sure the Blade is properly seated on the Driving Pins before reassembling.
5. Tighten Blade down with Blade Nut and attach the Blade Guard.
6. Carefully slide the Cutter Unit back into the Rail and tighten the End Flap.

END CUTTER OPERATING INSTRUCTIONS

1. Pull cloth over the Guide Rail to desired End Rail setting (A).
2. Secure cloth under the End Rail (B), cloth weights may be used.
3. Make sure that the Air Valve is 'ON' and pull the Cutter across the material. NOTE: When the air is On, the Cutter will start automatically when the Actuator Valve Switch slides off the Cam on the far side (C) and the Motor will stay On until the Cutter returns to the home (C) position.
4. Push Cutter back to the far side (C). Pull up the Guide Rail (B) and secure the cut end beneath it.
5. Repeat operations



Available Cloth Weights: #5102500 - 18" (457.2mm); #5102600 - 24" (609.6mm);
#5102700 - 30" (762mm); #5102700 - 48" (1219.2mm).

MAINTENANCE OF TRACK

1. After each days use, blow out the Track and Motor area with clean, dry air.

WOLF
®
1st/Since 1888

THE WOLF MACHINE COMPANY

5570 Creek Road • Cincinnati, OH 45242 • USA

Phone: 513-791-5194 • FAX 513-791-0925

TOLL FREE 1-800-543-WOLF

e-mail: info@wolfmachine.com • Web Site: www.wolfmachine.com