CATALOG NO. 34

LARGE ARM FLAT BED MACHINES

CLASSES 6900, 10300, and 12700

UNION SPECIAL MACHINE CO.

HOME OFFICE, 300 WEST KINZIE STREET

WORKS

West Kinzie, North Franklin and West Michigan Streets

CHICAGO, ILL., U. S. A.

From the library of: Diamond Needle Corp

From the library of: Diamond Needle Corp

LARGE ARM FLAT BED MACHINES

CLASSES 6900, 10300 and 12700

with

ILLUSTRATIONS

and

PRICE LIST OF PARTS FOR REPAIRS ONLY

CATALOG No. 34

UNION SPECIAL MACHINE COMPANY
CHICAGO, ILLINOS

BRANCH OFFICES:

NEW YORK PHILADELPHIA BOSTON AMSTERDAM, N.Y
COHOES, N. Y. ROCHESTER, N. Y. UTICA, N. Y. CINCINNATI
ST. LOUIS MINNEAPOLIS SAN FRANCISCO

From the Library of: Diamond Needle Corp.

Copyrighted 1912
Union Special Machine Company
Chicago, Illinois

From the library of: Diamond Needle Corp

IMPORTANT NOTICE TO CUSTOMERS

The parts listed in this catalog are furnished at list prices for repairs only.

Attention is hereby called to the fact that many of said parts are subjects of patents, or enter into patented combinations, and that in furnishing these parts at list prices we only license their use for repairing machines of our own make, in their original condition.

Notice is hereby given that the sale of such parts by the purchaser, or the use thereof for changing over machines from one style to another, or for any other than *bona fide* repair purposes, is an infringement, for which the seller or user will be liable to prosecution.

From the Library of Discount Needle Corp.

CONTENTS

The matter of this catalog relates only to machines in Classes 6900, 10300 and 12700, and cannot be applied to machines in other classes. The class number can be ascertained by reference to the name plate on the machine. Power transmitter parts are listed in a separate catalog.

Page

Important Notice to Customers 3

Illustration of Machine Showing Installation 5

Description of Machines 6

Oiling Diagram Style 6900 G 8

Oiling Diagram Class 10300 9

Thread Stands 10

Needles 11

Needle Prices 12

Illustrations and Price List of Parts, Explanation of 13

Plates 14

Price List of Parts 43

From the library of: Diamond Needle Corp



Style 6900 G—Ready to Operate

From the Library of Diamond Needle Corp

DESCRIPTION OF MACHINES

The **Class Number** is stamped on the name plate and represents a type of machines subdivided into several styles.

The **Style Number** consists of the class number and a letter and is given only in the catalog. It represents a machine as fitted for a designated kind of work.

The **Gauge Number** represents the space between the rows of needle punctures. The spacing of gauges Nos. 8 to 36 inclusive, is as follows:

Gauge No.	Space	Gauge No.	Space
8	$\frac{1}{8}$-inch	30	$\frac{15}{32}$-inch
12	$\frac{3}{16}$-inch	32	$\frac{1}{2}$-inch
16	$\frac{1}{4}$-inch	36	$\frac{9}{16}$-inch
24	$\frac{3}{8}$-inch		

Two needle machines listed in this catalog are furnished only in Nos. 8, 12 and 16 gauges.

On machines in Class 12700, the number following the first hyphen (-) represents the distance between the left-hand and the center needle. The number following the second hyphen (-) represents the distance between the center and the right-hand needle.

STYLES OF MACHINES IN CLASS 6900

Large Arm Flat Bed Two Needle Machines, One Looper, Twin Needle Stitch, Short Needles

Style

6900 E—For imitation hemstitch work; (specify gauge of machine)

6900 G—For ornamental stitching, knit underwear, etc., with under trimmer (specify gauge of machine)

6900 H—For folding and stitching belt loops for trousers; strips cut in short lengths (specify gauge of machine)

STYLES OF MACHINES IN CLASS 10300

Flat Bed, Twin Needle Overstitch Machines, Short Needles

Style

10300 B—For sewing lace edging on knit underwear, etc., with large cloth plate (specify gauge of machine)

10300 C—For finishing cut edges, knit underwear, etc., with feed cap and narrow cloth plate (specify gauge of machine)

10300 D—For sewing lace edging on knit underwear, etc., with feed cap and narrow cloth plate (specify gauge of machine)

From the library of: Diamond Needle Corp

DESCRIPTION OF MACHINES

Style

10300 F—For sewing lace edging on knit underwear, etc., with large cloth plate and tandem differential feed (specify gauge of machine)

10300 G—For sewing lace edging on knit underwear, etc., with feed cap, narrow cloth plate and tandem differential feed (specify gauge of machine)

STYLES OF MACHINES IN CLASS 12700

Large Arm Flat Bed Three Needle Combination Machines, Single Needle and Twin Needle Stitch, Short Needles

Style

12700 A—For sewing lace edging on knit underwear, etc., collarette finish; lace next to presser foot, twin needle stitch on right-hand side (specify both gauges of machine and submit sample of lace)



STYLE 6900 H.

From the library of: Diamond Needle Corp

OILING DIAGRAM

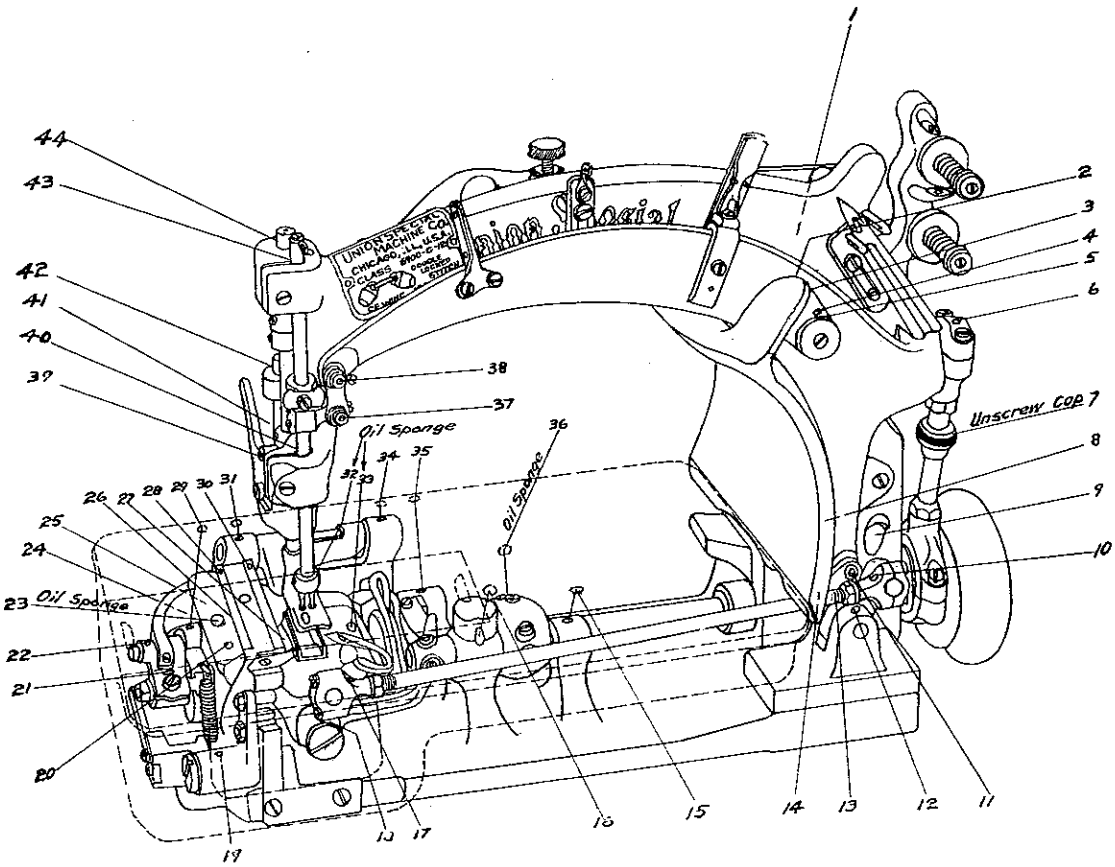

STYLE 6900 G.

From the library of: Diamond Needle Corp

OILING DIAGRAM

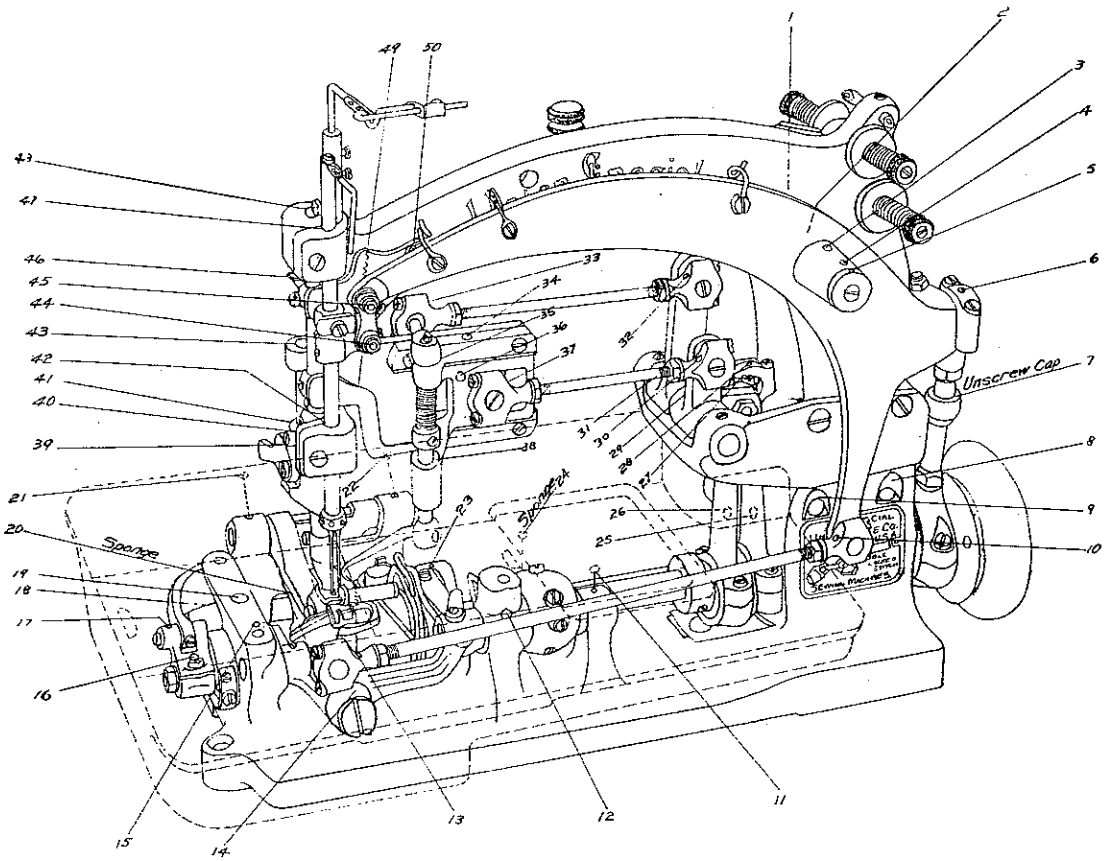

CLASS 10300

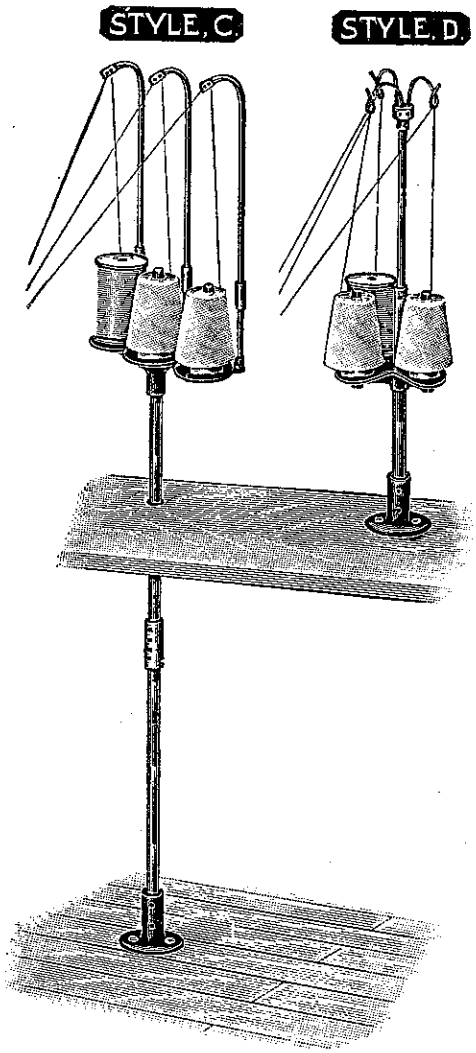

Thread Stands The above $\frac{1}{16}$-size illustration shows two styles of thread stands set up ready for use. One of these styles is furnished with each of these machines. It should be placed back of the machine pulley and a short distance to the right.

Style C To obviate the effects of vibration on the spools, this style is generally fastened to the floor, the jointed rod passing centrally through a $\frac{3}{4}$-inch hole in the table. However, if so desired, the base can be fastened to the top of the table, using only one part of the rod.

Thread wire extensions, No. 21113 A, are furnished only where large cones of thread are used.

Style D This style is designed to be fastened on the table, but by ordering an extra rod, No. 21126, a coupling, No. 21127, and four coupling screws, No. 22580, it can be fastened to the floor.

The spool support can be adjusted to any height desired above the table and the thread guides to any height above the spools.

From the library of: Diamond Needle Corp

NEEDLES

Ordering To have orders promptly and accurately filled, the empty package, a sample needle, or the full description should be given. See marks on packages. An intelligible order would read as follows:

100 needles, No. 1, round shank, short, double groove, round point.

100 needles, No. 2, round shank, short, double groove, ball eye, round point.

100 needles, No. 4, round shank, short, double groove, ball eye, round point, spotted.

100 needles, No. 2, round shank, short, round point, double groove, ball eye, spotted, nickel plated, Government.

Success in the operation of these machines can be assured only by the use of genuine Union Special Needles, furnished by the Union Special Machine Company. Obviously, it is to our interest to maintain the reputation of the machines by furnishing the very best needles obtainable.

Terms Attention is directed to our established practice. Prices on needles are strictly net. Leaving the factory in perfect condition, packed with skillful care, they are forwarded at the buyer's risk, f. o. b., Chicago. Regular postage rates will be charged on all needles sent by mail.

Illustrations Each needle illustration shows: (1) A full size needle, (2) a magnified view of its point, and (3) its incision relative to the line of stitching, as indicated by dotted lines.

Sizes of Needles The needles increase in size as follows: Nos. 000, 00, 0, 1, 2, 3 and 4. The Government round point needles are made in sizes Nos. 2 and 3 only.

The Round Point This point, sometimes called "cloth point," is almost universally used on cloth and knit goods work. Having no sharp edges, it consequently forces its way through the fabric. The illustrations and descriptions on the following page show the several styles.

The ball eye needles are used on fabrics that offer considerable resistance to needle penetration. To reduce the friction between the blade and the fabric, they are larger at the eye than at any part of the blade.

From the Library of Bigelow and Nassau Corp.

NEEDLES

The nickel plated needles also are used on fabrics that are difficult to penetrate, as the nickel reduces the friction.

The Government round point needles are especially designed for seaming such closely woven fabrics as khaki. They have along, tapering point. To give them additional strength, the grooves are narrower and shallower, consequently it requires a needle two sizes larger for a given size thread.

The spotted needles are used in the large sizes. They have a spot milled out on the rear side just above the eye. This provides a clearance for the loopers and enables them to be set closer to the center of the needles.

Round shank, short, round point, double groove, per M	$10 00
Round shank, short, round point, double groove, nickel-plated, Per M	11 00

Round shank, short, round point, double groove, ball eye, per M	10 00
Round shank, short, round point, double groove, ball eye, nickel-plated, per M	11 00

Round shank, short, round point, double groove, ball eye, spotted, No. 4 and smaller, per M	12 00



Round shank, short, round point, double groove, ball eye, spotted, nickel plated, Government, per M	13 00

From the library of: Diamond Needle Corp

ILLUSTRATIONS AND PRICE LIST OF PARTS FOR REPAIRS ONLY

Plates Grouped according to scale will be found illustrations of parts similar in appearance and, to some extent, component parts that go together in the same subdivisions of the mechanism.

Price List of Parts Turning from the plates to the price list, the description of each part and its principal uses will be found to give all necessary information. Where a part is used on all machines, no specific use is mentioned in the description. The screw or screws belonging to each part are repeated after its description. If two or more parts in a group have the same general description and use the same screws, the screws are only specified after the last part in the group.

(—) A dash in the "Plate number" column of the price list indicates the absence of an illustration.

(‡) A double dagger in the "Number to order by" column indicates that the component parts cannot be furnished separately.

(*) A star in the "Number to order by" column indicates that the part can only be furnished upon the return of the broken or worn out part. This rule we are forced to adopt because of the difficulty of protecting our customers and ourselves against improper use of these particular parts, which, like others, are furnished at list prices for repairs only.

Ordering Goods A large number of parts have their full numbers stamped upon them. Other parts, difficult to distinguish, are marked instead with identification letters.

If customers furnish the number stamped on a piece, errors will be avoided and we shall be enabled promptly to duplicate the desired part. If only an identification letter is furnished, it should be accompanied with a general description of the part.

All part numbers represent the same part regardless of the catalog in which they appear.

All supplies, including oil, belting, belt hooks, malleable iron belt lacings, taps, reamers, screw drivers and powdered oilstone, will be promptly furnished.

Terms Attention is directed to our established practice. Prices on all parts and supplies are strictly net. Being shipped in perfect condition, packed with skillful care, they are forwarded at the buyer's risk, f. o. b., Chicago. Regular postage rates will be charged on all goods sent by mail.

From the collection of the Henry Ford

PLATE NO. 1—Full Size.



From the library of: Diamond Needle Corp

PLATE No. 2 —Full Size.

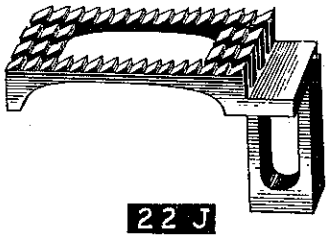

22 J

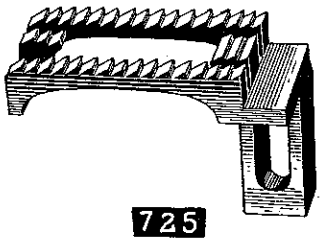

725

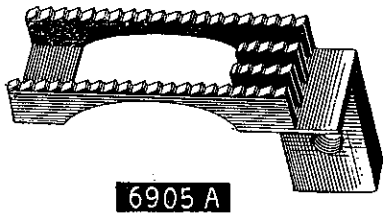

6905 A

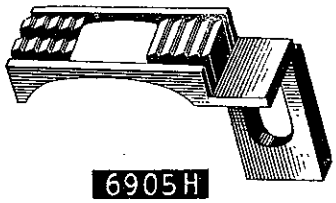

6905 H

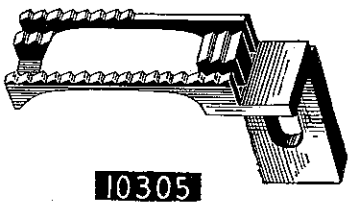

10305

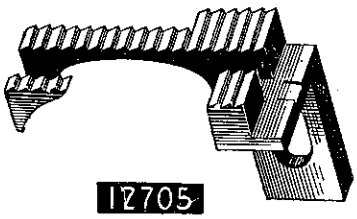

12705



3005 F

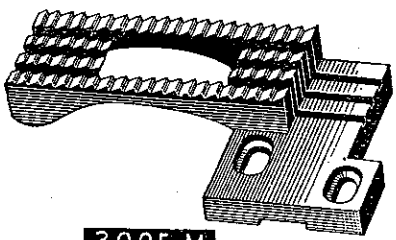

3005 M



5150

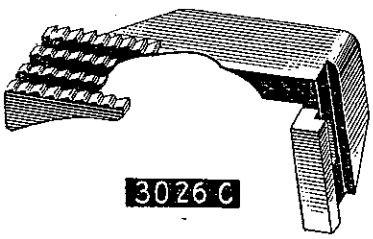

3026 C

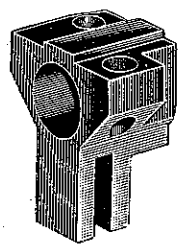

15447 C

From the library of: Diamond Needle Corp

PLATE NO. 3 Full Size.

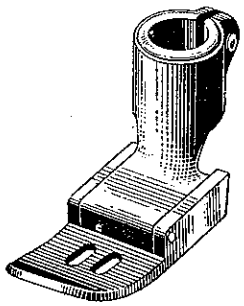

65 D N

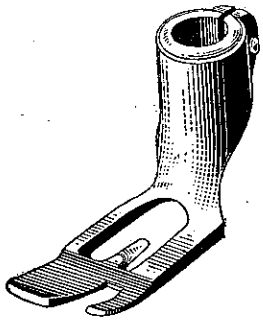

738

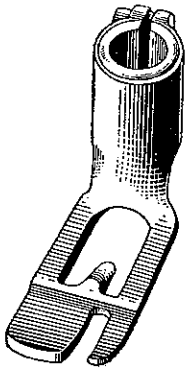

738 A

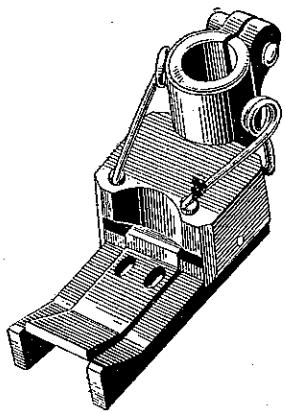

6920 A



6920 C

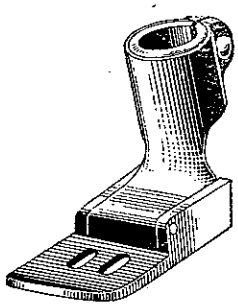

6920 E

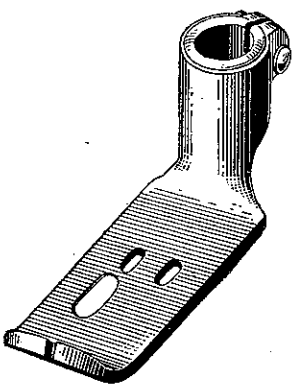

6920 B

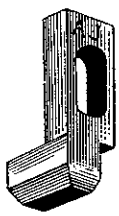

5125

6990

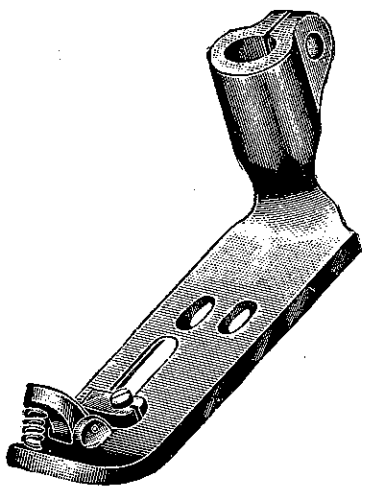

6927 A

From the library of: Diamond Needle Corp

PLATE NO. 4—Full Size.

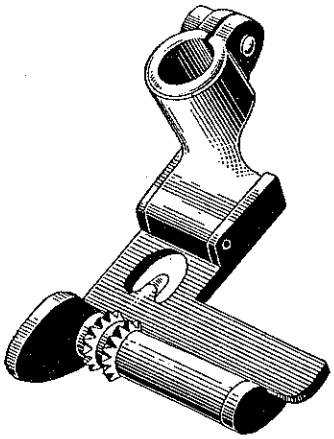

10320 B

15480 C

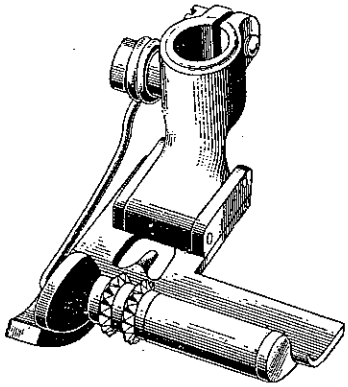

10320 F

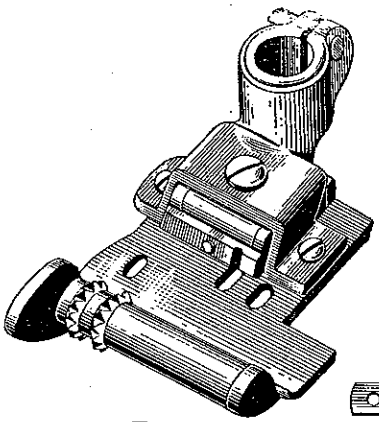

12720 A

6954 B

6955 A



6954 A

14

1361

1362

16198

1588

15446 C

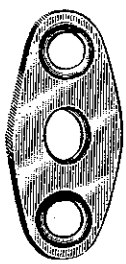

15447 B

PLATE NO. 5—Full Size.



From the library of: Diamond Needle Corp

PLATE No. 6—Full Size.

From the library of: Diamond Needle Corp.

PLATE No. 7—Full Size.

From the library of: Diamond Needle Corp

PLATE NO. 8—Full Size.

From the library of: Diamond Needle Corp

PLATE No. 9—Full Size.

42.A

6948 D

188 D

12934 B

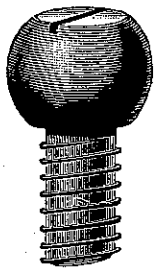
156

10349

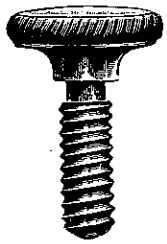
201C

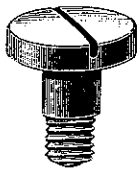
9675

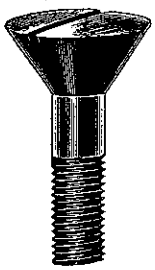
33

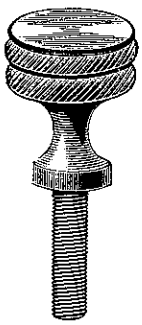
610

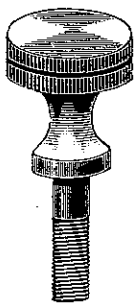
626

64.A

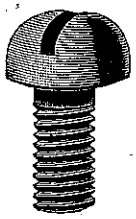
613

629

260

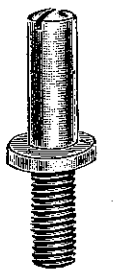
15447 A

From the library of: Diamond Needle Corp

PLATE No. 10—Full Size.



From the Wisconsin Bicentennial Archaeology Society

PLATE NO. 11—Full Size.

1347

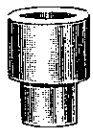

11261 B



11261 A

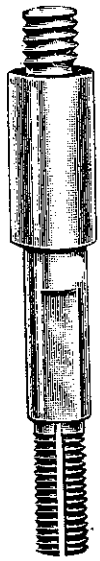

15492



109

108

106

106.A

1346

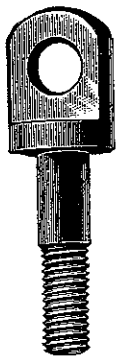

486



17

6939

6042



420

From the library of: Diamond Needle Corp

PLATE No. 12—Full Size.

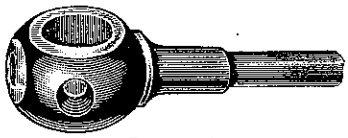
61 C

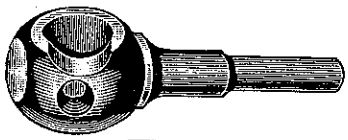
61 X

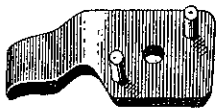
6956 B

14675

6967 C

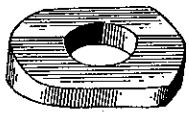
10350

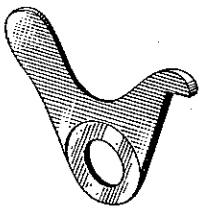
6998 P

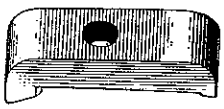
6998 Q

6998 R

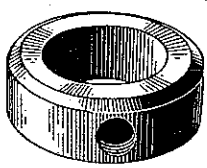
G 23

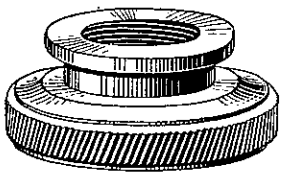
G 20

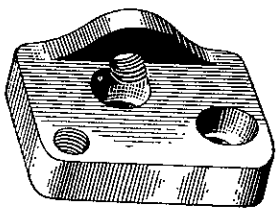
6998 N

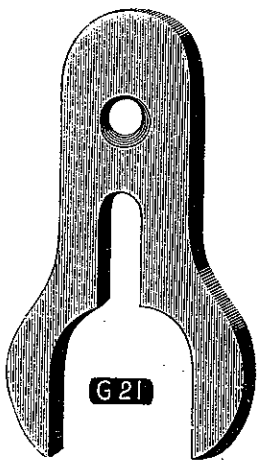
G 21

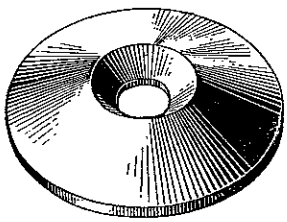
G 28

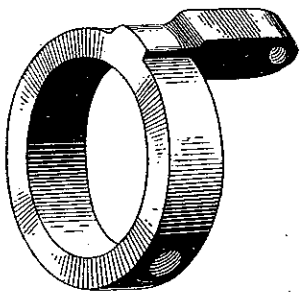
6998 M

From the library of: Diamond Needle Corp

PLATE No. 13—Full Size.


110-1

110-2

110-3


110-4

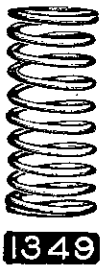
1349

3336

10342

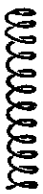
1286 B

G7

6956 C

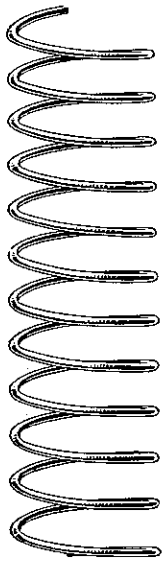
G22

57 WC

1290

540

6956 E

12873

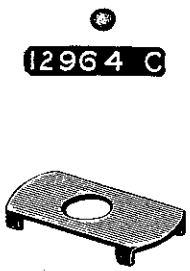
12964 C

57-W.B.


1287

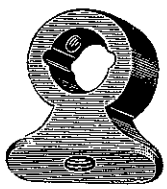
1288


1007

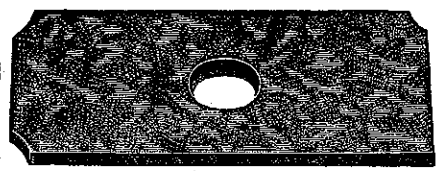
1008

From the library of: Diamond Needle Corp

PLATE NO. 14—One-half Size.

19

39.

52 A.

137.

158.

158.A.

158.B

9034

10334 A

10335

111.

337.

11262

202A

10338

7453

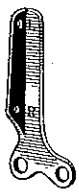
6970

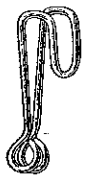
6976

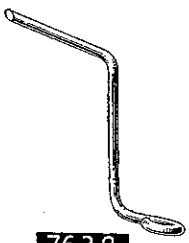
7638

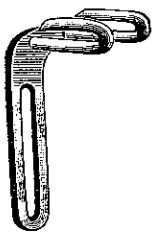
15435 C

186 A

8651

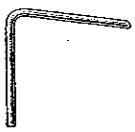
10336

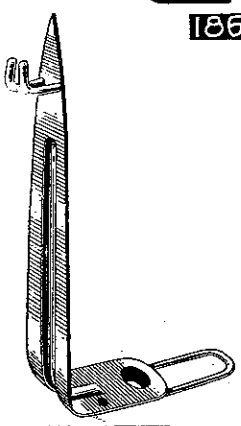
6975 A

103

40

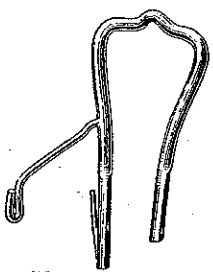
12735-36-12

From the Library of Diamond Needle Corp.

PLATE No. 15—One-half Size.



From the library of: Diamond Needle Corp

PLATE No. 16—One-half Size.

139 A

10341

14544

12935

10356

10345

6036

6037

6933

6934

From the library of Diamond Needle Corp.

PLATE No. 17 – One-half Size.



From the library of: Diamond Needle Corp

PLATE No. 18—One-half Size.

36 L

36 R


6038

6039

64

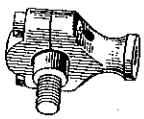
10347

10357

10344


10346

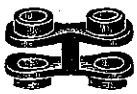
54

54 A


142 C

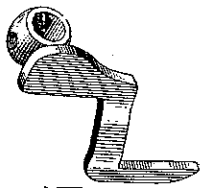
10343

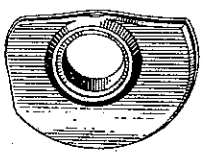
101


162

1275

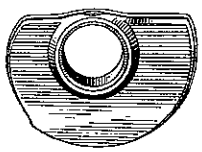
101 V

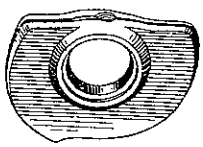
3023

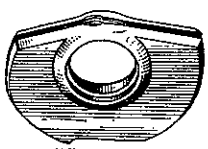
6923 G

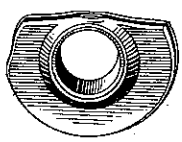
12723

From the library of Diamond Needle Corp.

PLATE NO. 19—One-half Size.

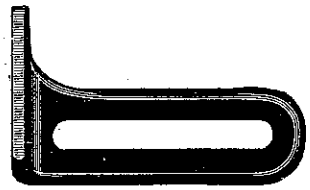

24 X



10303 D

10303 G



10303 C

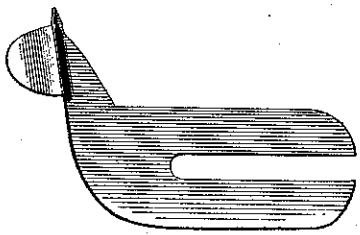

10303 A

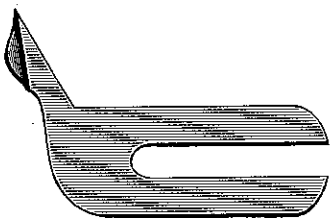

10303 B

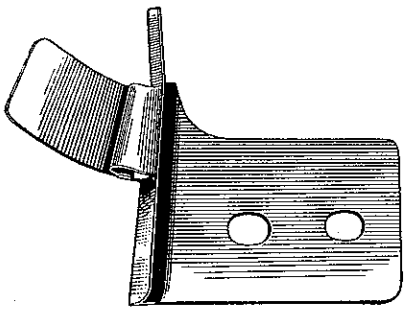

23168 B

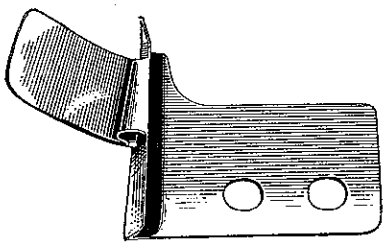

23168 L

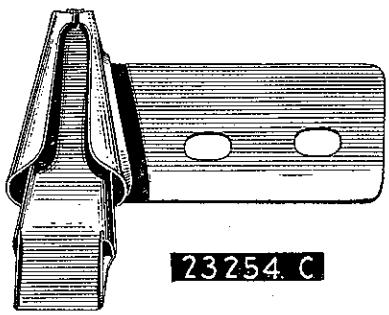

23254 C

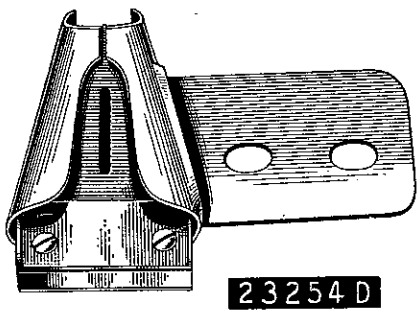

23254 D

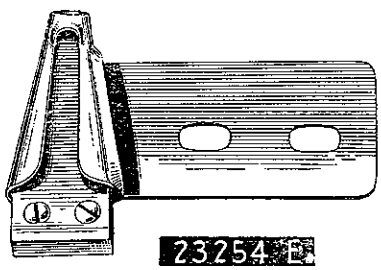

23254 E

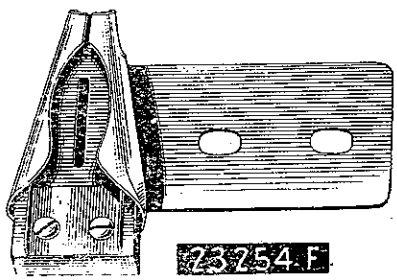

23254 F

From the library of: Diamond Needle Corp

PLATE No. 20—One-half Size.

6 B

23

154

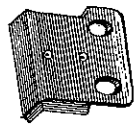
15447 H

13

57

58

104

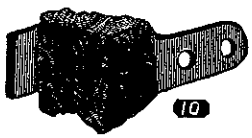
10

70.

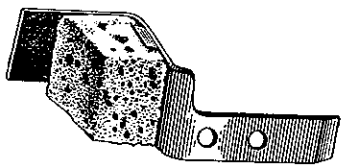
15447 G

21390 E

21390 A

21390 B

21390 D

21390 F


2.


2.A.


2C.U.

From the Library of Dimitrios Kiritsis Collection

PLATE No. 21—One-half Size.

6948 A

6956 A



6948 C

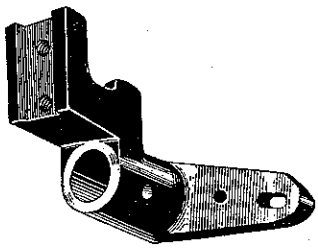

6948 B

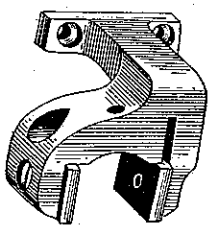

6968

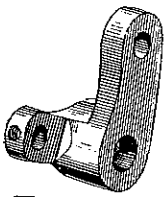

6937

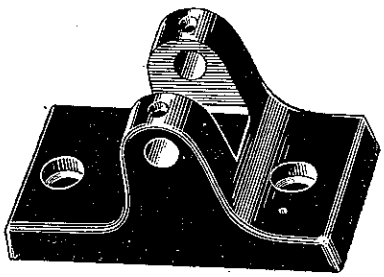

6938

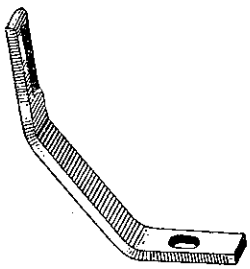

6967 B

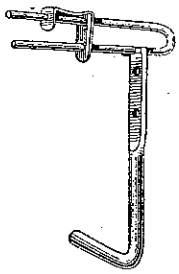

10339

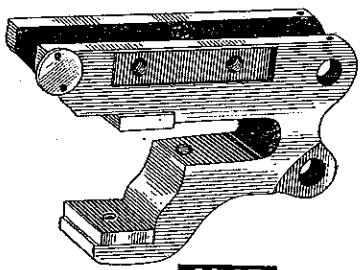

6967

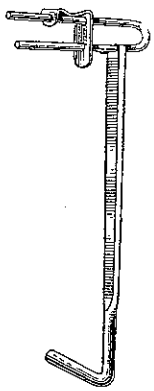

12741

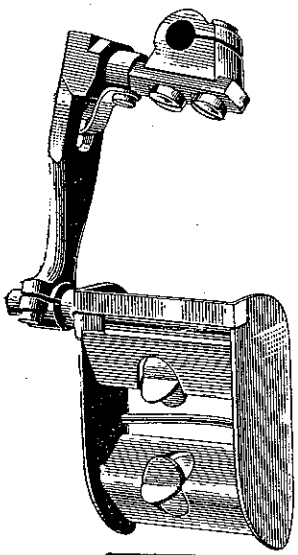

12750

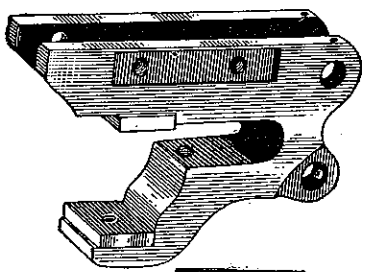

6967 D

From the library of: Diamond Needle Corp

PLATE NO. 22—One-half Size.

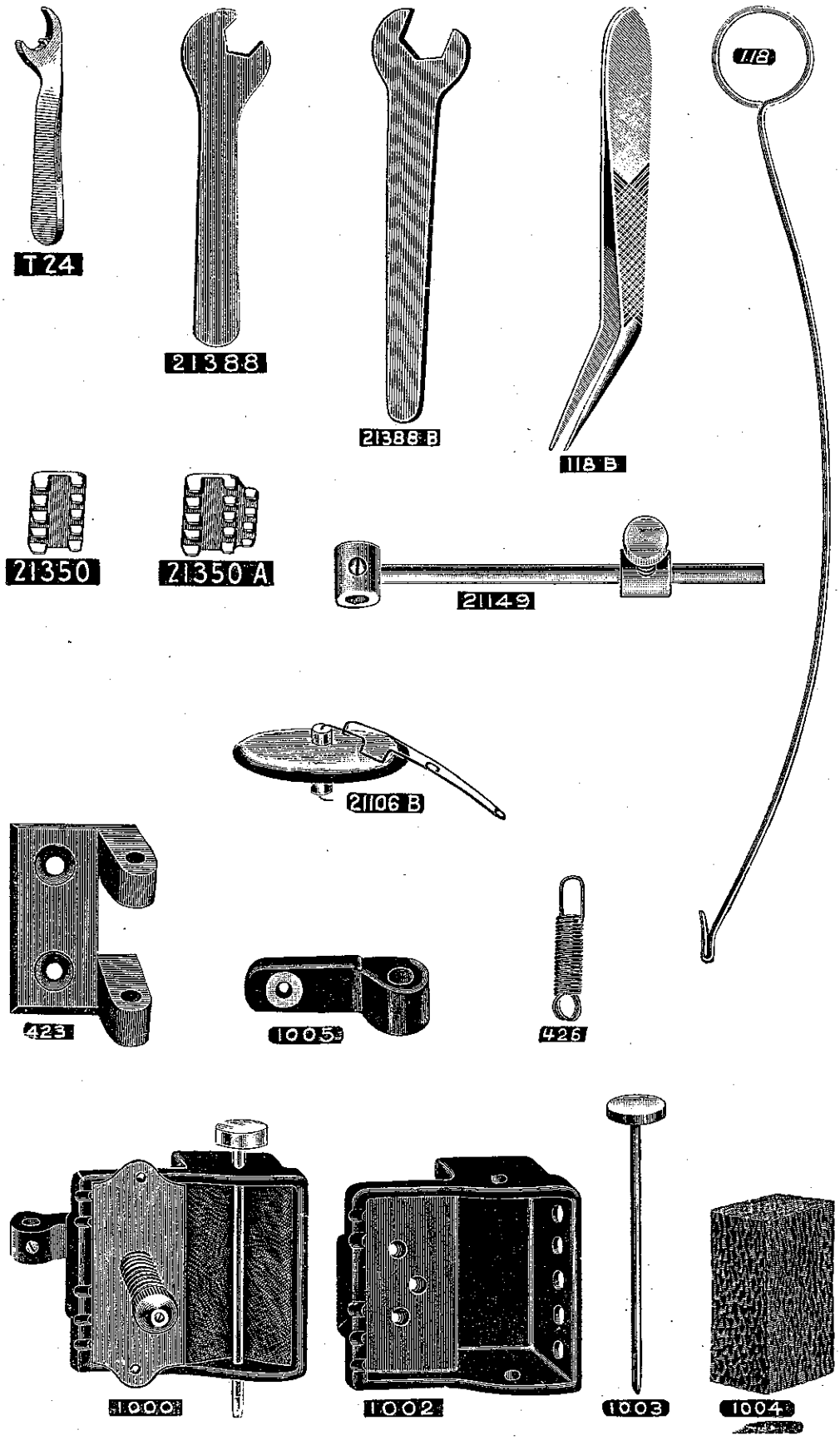

Provided by Rutgers University Libraries, Special Collections

PLATE No. 23—One-third Size.



From the library of: Diamond Needle Corp

PLATE No. 24 – One-third Size.


5143

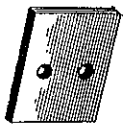
15447 F

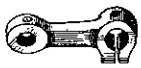
15446 B

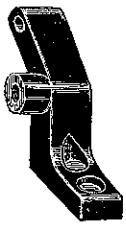
171

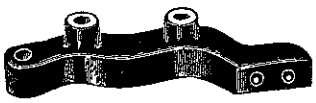
1075

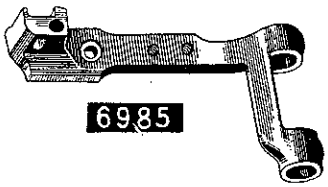
6985

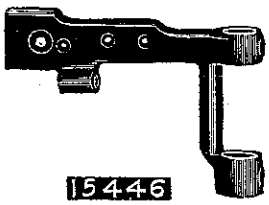
15446


15447

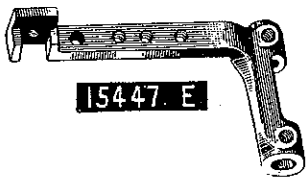
15447 E

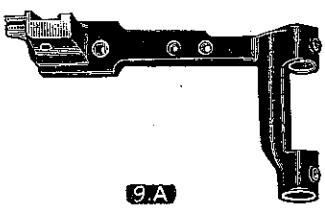
9 A

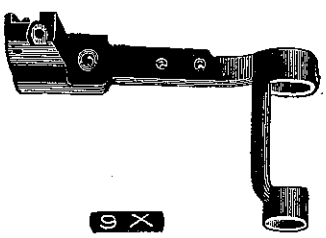
9 X

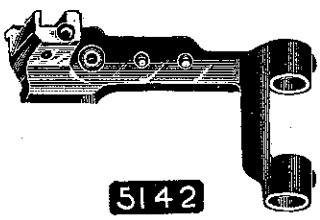
5142

PLATE No. 25—One-third Size.

15

29 S

213

183

15430E


6A


102

15430 L

15430F


30


6932

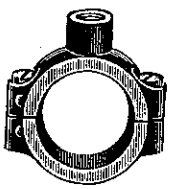
15430

10364

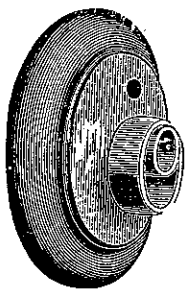
59 S

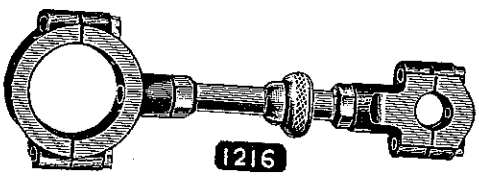
1216

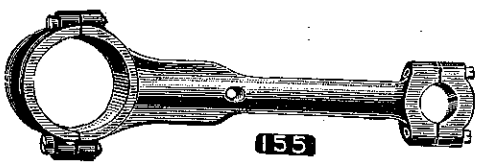
155

From the library of: Diamond Needle Corp

PLATE No. 26—One-fourth Size.



From the Library of: Diamond Needle Corp

PLATE NO. 27—One-eighth Size.

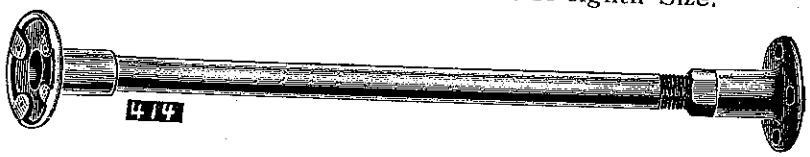

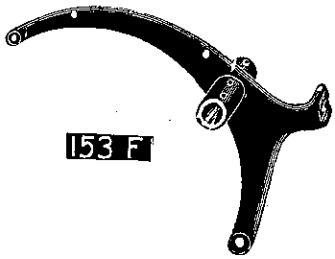

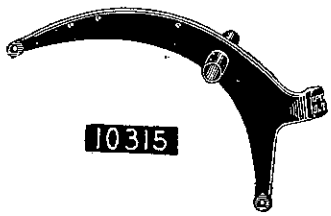

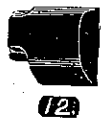

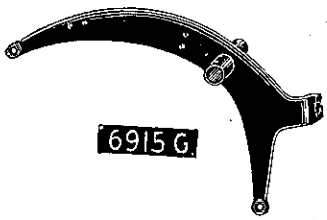

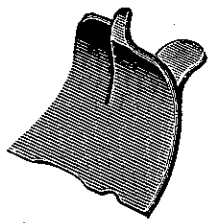

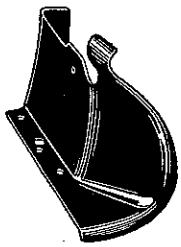

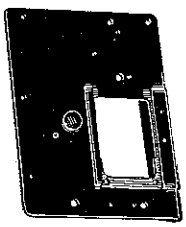

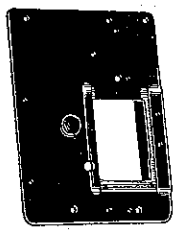

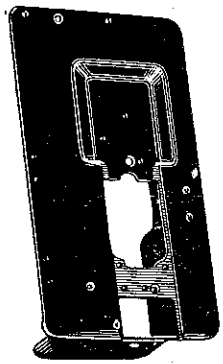

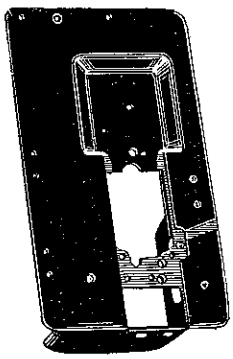

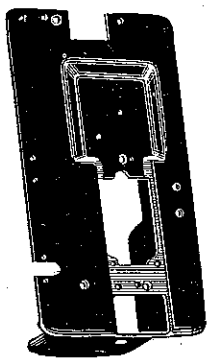

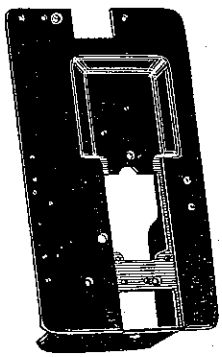



From the library of: Diamond Needle Corp

PLATE No. 28—One-eighth Size.

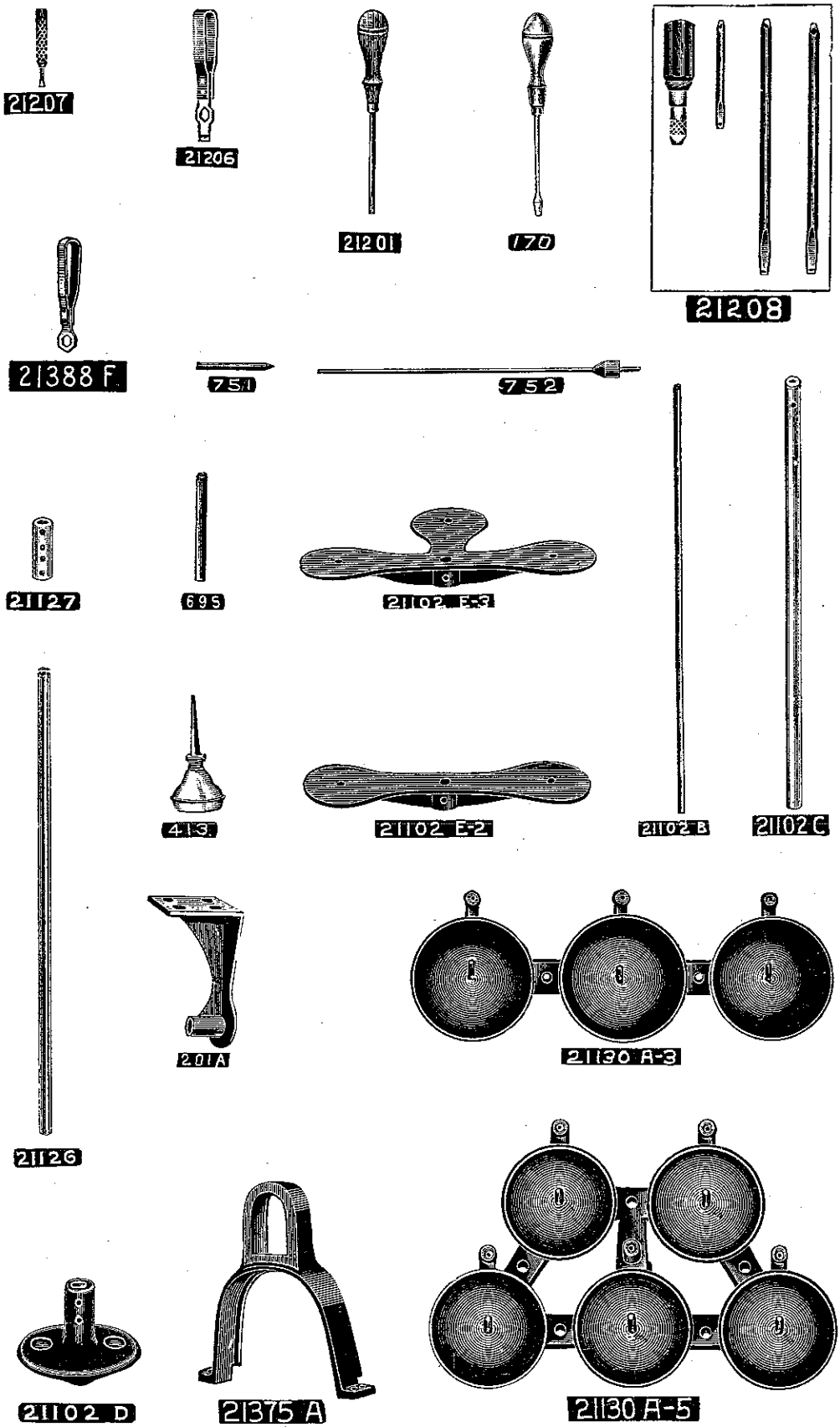

From the library of: Diamond Needle Corp

PLATE No. 29—TWO-THIRDS SIZE.



6998 G—Knife Grinder.

From the library of: Diamond Needle Corp

PRICE LIST OF PARTS

[2-G11]

THESE PARTS ARE FURNISHED AT LIST PRICES FOR REPAIRS ONLY.
SEE NOTICE ON PAGE 3.

Number to order by	Plate No.	Postage will be charged on all parts sent by mail. Figures in second column refer only to plates illustrating parts, and are not to be used in ordering. Prices subject to change without notice. TERMS ON PARTS, NET CASH	Price per part
2	20	Cloth Plate Slide, right ($2\frac{9}{16}$ inches long)	$0 40
		" " " Stop Screw No. 150	04
2 A	20	" " " left	40
2 CU	20	" " " right ($2\frac{5}{16}$ inches long)	40
		" " " Stop Screw No. 150	04
4 D	6	Cast-off Wire, for use with take-up No. 101 V on machines in Class 10300, also for use with take-up No. 101 on Styles 6900 E and 6900 H	30
		" " Screw No. 87	04
5	17	Collar, for main shaft	25
		" Screws No. 95	03
6 A	25	Looper Eccentric Fork, with shoes	75
		" " " Clamp Screw No. 85	05
		" " " Set Screws No. 72	05
6 B	20	" " " Shoe	10
		" " " Shoe Screw No. 94	04
T6	10	Feed Dog Tilting Rod Check Nut, for tilting feed machines	15
7	26	Feed Rocker, for machines in Classes 6900 and 12700 and for Styles 10300 B, 10300 C and 10300 D, also for tilting feed machines	1 00
		" " Screws No. 88	03
G7	13	Penetrating Knife Clamp Spring, for knife grinder	04
8	15	Feed Rocker Shaft ($5\frac{3}{16}$ inches long, hardened and ground) sizes .407, .408, .410, .413 and .416	45
9 A	24	Feed Bar, for Style 6900 E	75
9 X	24	" " for machines in Class 12700	50
		" " Screws No. 88	03
10	20	" " Prong and Sponge, for machines in Classes 6900 and 12700 and for Styles 10300 B, 10300 C and 10300 D. also for tilting feed machines	20
		" " Prong Screws No. 94	04
10 A	—	" " Prong Sponge	02
G10	9	Thumb Screw (length $\frac{19}{32}$ inch) for penetrating knife swinging frame clamp No. 6998 Q	15
11	15	Feed Bar Shaft ($3\frac{7}{16}$ inches long, hardened and ground) sizes .407, .408 and .410	40
G11	26	Pulley, for knife grinder	50
		" Screws No. 98	03

PRICE LIST OF PARTS

THESE PARTS ARE FURNISHED AT LIST PRICES FOR REPAIRS ONLY.
SEE NOTICE ON PAGE 3.

Number to order by	Plate No.	Postage will be charged on all parts sent by mail. Figures in second column refer only to plates illustrating parts, and are not to be used in ordering. Prices subject to change without notice. TERMS ON PARTS, NET CASH	Price per part
12	27	Feed Crank Cover	$0 30
13	20	" " " Spring	10
		" " " Spring Screw No. 94	04
G13	9	Pulley Spindle Clamp Screw, for knife grinder	03
14	4	Feed Crank Cover Hinge Screw	10
15	25	" " Link (hardened)	40
		" " Link Screw No. 79	04
16	17	" " Link Ferrule (hardened and ground)	30
17	11	" " Stud	25
18	10	" " Stud Nut, also for Nos. 36 R, 6039, 10347, 10349 and 10357	10
19	14	" " Stud Cap	15
		" " Stud Cap Screws No. 77	03
G19	26	Swinging Frame Pivot Pin Sleeve, for knife grinder	60
20	10	Feed Crank Stud Washer ($\frac{7}{32}$-inch hole)	03
G20	12	Swinging Frame Pivot Pin Adjusting Nut for knife grinder	35
21	17	Feed Crank Link Pin (hardened and ground) also for No. 6956 A	10
		" " Link Pin Screw No. 77	03
G21	12	Swinging Frame Pivot Pin Adjusting Nut Guide, for knife grinder	35
		" " " " Adjusting Nut Guide Screw No. 87	04
22 J	2	Feed Dog, for Nos. 8 and 12 gauge Style 6900 E	85
		" " Screw No. 93	04
G22	13	Swinging Frame Pivot Pin Spring, for knife grinder	10
23	20	Feed Bar Shoe (hardened and ground) for machines in Classes 6900 and 12700 and for Styles 10300 B, 10300 C and 10300 D, also for tilting feed machines	15
		" " " Scre No. 94	04
G23	12	Swinging Frame Pivot Pin Spring Collar, for knife grinder	15
		" " " " Spring Collar Screw No. 98	03
24 X	19	Cloth Plate Gauge	20
		" " " Screws No. 25 C	05
T24	22	Wrench, for feed dog tilting rod check nut	25
25 C	8	Screw ($\frac{9}{32}$ inch long) for cloth plate gauges and attachments	05
A26	5	Looper Needle Guard (marked A) for looper No. 6907 H	15
		" " " Screw No. 73 A	05
G26	9	Thumb Screw (length $\frac{15}{32}$ inch) for knife clamp No. 6998 R, also for No. 6998 N	15
G27	26	Pulley Spindle (hardened and ground) for knife grinder	75
28 C	7	Side Pressure Screw, for presser feet in Class 12700	03

From the library of: Diamond Needle Corp

PRICE LIST OF PARTS

THESE PARTS ARE FURNISHED AT LIST PRICES FOR REPAIRS ONLY.
SEE NOTICE ON PAGE 3.

Number to order by	Plate No.	Postage will be charged on all parts sent by mail. Figures in second column refer only to plates illustrating parts, and are not to be used in ordering. Prices subject to change without notice. TERMS ON PARTS, NET CASH	Price per part
G28	12	Pulley Spindle Washer, for knife grinder	$0 25
* 29 S	25	Looper Rocker (hardened) for Style 6900 G	1 00
G29	9	Pulley Spindle Washer Screw, for knife grinder	10
30	25	Looper Rocker Frame (hardened) for machines in Classes 10300 and 12700, also for Styles 6900 E and 6900 H	1 00
		" " " Screw, left, No. 88	03
		" " " Screw, right, No. 98	03
		" " " Spot Screw, No. 96	03
31	15	Looper Rock Shaft ($3\frac{1}{8}$ inches long, hardened and ground) sizes .407, .408, .410, .413 and .416, also for No. 10360	45
32	17	" " " ($1\frac{1}{8}$ inches long, hardened and ground) sizes .407, .408, .410, .413 and .416	30
33	9	Looper Rocker Stud (hardened)	35
34	10	" " " Nut	10
‡36 L	18	Looper Connection Rod Ball Joint, left, complete, for use with Nos. 6036 and 6933	1 25
‡ 36 R	18	" " " Ball Joint, right, complete, for use with Nos. 6036 and 6933	1 25
		" " " Ball Joint Screws No. 97 A	04
37 L	10	" " " Nut, left thread, for use with Nos. 6036, 6933, 10345 and 10356	10
37 R	10	" " " Nut, right thread, for use with Nos. 6036, 6933, 10345 and 10356	10
38	17	Looper Eccentric (ground, marked D. eccentricity, .208 inch) for Style 6900 E	50
38 V	17	" " (ground, marked V, eccentricity .174 inch) for machines in Class 12700 and for Style 6900 H	50
		" " Screw No. 96	03
39	14	Lower Tension Arm Thread Guide, for Style 12700 A	05
40	14	" Thread Eyelet	10
41 A	17	Presser Foot Lifter (hardened) for machines in Classes 10300 and 12700, also for Styles 6900 E and 6900 H	30
		" " " Screw No. 86	05
42 A	9	" " " Screw Pin (hardened)	10
43	17	Feed Lift Eccentric (ground, marked F)	40
		" " " Screw No. 96	03
47	10	Needle Lever Stud Nut (hardened)	20
48	10	" " " Washer ($\frac{7}{16}$-inch hole)	03

‡ *See page No. 13

From the library of: Diamond Needle Corp.

PRICE LIST OF PARTS

THESE PARTS ARE FURNISHED AT LIST PRICES FOR REPAIRS ONLY.
SEE NOTICE ON PAGE 3.

Number to order by	Plate No.	Postage will be charged on all parts sent by mail. Figures in second column refer only to plates illustrating parts, and are not to be used in ordering. Prices subject to change without notice. TERMS ON PARTS, NET CASH	Price per part
*50 EW	15	Needle Bar (hardened and ground) sizes .257, .260, .263, .266, 270, .273, .276, .280 and .283, for No. 16 gauge Style 6900 H	$1 50
		Needle Bar Set Screws No. 88	03
52 A	14	Needle Lever Thread Eyelet, left, for machines in Class 10300, also Frame Thread Eyelet, for machines using needle thread intermittent nipper springs	10
		" " Thread Eyelet and Frame Thread Eyelet Screw No. 98 A	04
54	18	Needle Bar Link (hardened) also for Nos. 6967 and 6967 D	75
54 A	18	Differential Rocker Link (hardened) for Style 6900 G	90
56 AW	17	Needle Clamp Collar, for No. 16 gauge Style 6900 H	40
56 C	17	" " " Pin, for No. 732 A	04
56 CA	17	" " " Pin, for No. 56 AW	04
57	20	Looper Thread Nipper Spring, upper	10
		" " " " Screw No. 90	04
57 WB	13	Needle Bar Thread Nipper Plate	05
57 WC	13	" " " " Spring (.011-inch diameter wire)	03
57 WD	8	" " " " Stud, also for No. 15480 C.	05
58	20	Looper Thread Nipper Spring, lower	08
		" " " " Screw No. 90	04
		" " " " Operating Screw No. 97	04
59 S	25	Eccentric Pulley (marked M)	2 00
		" " Screws No. 22597	03
60 A	15	Presser Bar (hardened and ground) sizes .319, .322, .325, .328, .331 and .334, for Style 6900 E	75
60 X	15	" " (hardened and ground) sizes .319, .322, .325, .328, .331 and .334, for machines in Classes 10300 and 12700, also for Styles 6900 G and 6900 H	75
61 C	12	Presser Bar Connection, for Style 6900 E	35
		" " " Screw, front, No. 77	03
		" " " Screws, back, No. 88	03
61 X	12	" " " for machines in Classes 10300 and 12700, also for Styles 6900 G and 6900 H	35
		" " " Screw, front, No. 89	03
		" " " Screw, back, No. 77	03

*See Page No. 13

From the library of: Diamond Needle Corp

PRICE LIST OF PARTS

THESE PARTS ARE FURNISHED AT LIST PRICES FOR REPAIRS ONLY.
SEE NOTICE ON PAGE 3.

Number to order by	Plate No.	Postage will be charged on all parts sent by mail. Figures in second column refer only to plates illustrating parts, and are not to be used in ordering. Prices subject to change without notice. TERMS ON PARTS, NET CASH	Price per part
62	15	Presser Guide Bar (hardened and ground) sizes .319, .322, .325, .328, .331 and .334, for machines in Classes 10300 and 12700, also for Styles 6900 G and 6900 H	$0 40
62 A	15	Presser Guide Bar (hardened and ground) sizes .319, .322, .325, .328, .331 and .334, for Style 6900 E	40
64	18	Presser Spring Rest, for Style 6900 G	50
		" " " Screw No. 88	03
64 A	9	Presser Spring Screw Regulator	25
64 B	10	" " " Regulator Check Nut	10
65 DN	3	Presser Foot, for No. 8 gauge Style 6900 E	1 25
		" " Screw No. 91	04
67	17	Main Shaft Sleeve ($1\frac{1}{16}$ inches long)	12
68	17	" " " ($1\frac{11}{16}$ inches long)	15
69 S	28	Spool Pin (four inches long) for Style D thread stand	10
70	20	Looper Eccentric Sponge Holder and Sponge	10
		" " Sponge Holder Screw No. 94	04
70 A	—	" " Sponge	02
72	7	Set Screw, for looper eccentric fork	05
73	7	" " for loopers, also for No. 10340	05
73 A	7	Screw, for looper needle guards	05
75	8	Adjusting Screw, for knife bar on Style 6900 G, also for No. 6998 M	04
75 A	8	Screw, for needle lever connections with non-separable bearings, also for No. 10364	04
77	7	" for feed crank stud cap, also for Nos. 21, 61 C, 61 X, 1286 and 6932	03
78	7	" lower, for link pins	03
79	8	" for feed crank link	04
80	8	" for cloth plates, also for No. 10337	05
81	7	Spot Screw, for spreader eccentric	03
82	8	Screw, for regulating stitch	08
84 A	10	Stitch Regulating Ferrule ($\frac{7}{32}$-inch long)	05
84 B	10	" " " ($\frac{5}{32}$-inch long)	05
85	8	Clamp Screw, for looper eccentric fork, also for Nos. 6967 and 6967 D	05
86	8	Screw, for presser foot lifters	05
86 A	8	" large size, for presser foot lifters (tap No. 21513)	08
87	8	" for throat plates, also for Nos. 4 D, G21, 129, 3004, 6904, 12704, 15447 B and 21390 D	04
87 U	7	" for needle bar thread eyelets, also for Nos. 186 A, 6955 A, 6956 B, 8651, 10336, 10339 and 12741	04

From the library of Diamond Needle Corp

PRICE LIST OF PARTS

THESE PARTS ARE FURNISHED AT LIST PRICES FOR REPAIRS ONLY.
SEE NOTICE ON PAGE 3.

Number to order by	Plate No.	Postage will be charged on all parts sent by mail. Figures in second column refer only to plates illustrating parts, and are not to be used in ordering. Prices subject to change without notice. TERMS ON PARTS, NET CASH	Price per part
88	7	Screw, for feed rockers, also for Nos. 9 A, 9 X, 30, 50 EW, 61 C, 64, 161, 730, 730 A, 1288, 2538, 5142, 5156, 5217, 6985, 10343, 12730, 12730 A, 15446 and 15447 E	$0 03
88 A	7	" for thread controller rack and presser spring rest	04
88 B	7	Set Screw ($\frac{1}{8}$ inch long) for needles	03
89	7	Screw, for take-ups, also for Nos. 61 X, 732, 6937 and 12718	03
90	7	" for looper thread nipper springs, also for Nos. 3072, 6968 and 21390 E	04
91	7	" fillister head, for presser feet	04
91 A	7	" for side pressure yoke, for presser feet in Class 12700	04
92	8	Cloth Plate Slide Stop Screw, for Styles 10300 C and 10300 G, also for No. 10333 C	04
92 A	7	Screw, for cloth plate guard No. 10333 C	04
93	8	" ($\frac{7}{16}$ inch long) for feed dogs, also for Nos. 102, 171, 1002, 1075, 5150, 6035, 6967 B, 15447 F, 15447 H and 16198	04
93 A	8	" fillister head, for cloth plates and for feed dogs on machines with feed bar needle guards, also for No. 416 A	04
94	8	" for looper eccentric fork shoes, also for Nos. 10, 13, 23, 70, 104, 5125, 7638, 15447 G and 15447 H	04
95	7	" for main shaft collar, also for Nos. 100 B, 10363, 21113 and 21113 A	03
96	7	" for looper rocker frame, also for Nos. 38, 38 V, 43, 1054, 6906, 10314, 21102 C, 21102 D and 21102 E	03
97	7	" for operating looper thread nipper springs, also for Nos. 9 A, 9 X, 103, 5142, 6976, 6985, 10344, 12735, 15446 B and 21390 F	04
97 A	8	" for looper connection rod ball joints, also for Nos. 10346, 10347, 10357 and 10364	04
98	7	" ($\frac{3}{16}$ inch long) slotted, for needles, also for Nos. G11, G23, 30, 111, 334, 337, 424, 1005, 6932, 7453 and 11262	03
98 A	7	" for needle lever thread eyelets, also for No. 52 A	04
100 B	23	Thread Wire (sixteen inches long) for Style C thread stand	10
		" " Screw No. 95	03
101	18	Take-up, for use with cast-off wire No. 4 D on Styles 6900 E and 6900 H	75

From the library of: Diamond Needle Corp

THESE PARTS ARE FURNISHED AT LIST PRICES FOR REPAIRS ONLY.
SEE NOTICE ON PAGE 3.

Number to order by	Plate No.	Postage will be charged on all parts sent by mail. Figures in second column refer only to plates illustrating parts, and are not to be used in ordering. Prices subject to change without notice. TERMS ON PARTS, NET CASH	Price per part.
101 V	18	Take-up, for use with cast-off wire No. 4 D on machines in Class 10300	$0 75
		" Screw No. 89	03
102	25	" Frame	50
		" Frame Screws No. 93	04
103	14	" Thread Eyelet, for machines in Classes 6900 and 10300	20
		" Thread Eyelet Support Screw No. 97	04
104	20	" Thread Eyelet Spring	05
		" Thread Eyelet Spring Screw No. 94	04
105	23	Machine Thumb Screw, $1\frac{1}{2}$, $2\frac{1}{2}$, 3, $3\frac{1}{2}$, 4, $4\frac{1}{2}$, 5, $5\frac{1}{2}$ and 6 inches inclusive	15
106	11	Tension Post, for thread pad	20
106 A	11	" Post, solid, lower, for looper thread on machines in Class 12700	25
107	17	" Spring Ferrule	06
108	11	" Nut	05
109	11	" Disc (hardened)	05
110	—	Tension Spring:	
110–1	13	" " (.026-inch diameter wire) for looper threads	04
110–2	13	" " (.028-inch diameter wire) for needle and looper threads, also for No. 1000	04
110–3	13	" " (.040-inch diameter wire) for needle threads	04
110–4	13	" " (.048-inch diameter wire) for needle threads	05
111	14	Tension Thread Eyelet, with two eyes (distance between centers of eyes $1\frac{7}{16}$ inches)	10
		" " " Screw No. 98	03
112 DN	1	Throat Plate, for No. 8 gauge Style 6900 E	1 25
		" " Screws No. 87	04
118	22	Thread Hook	05
118 B	22	Thread Tweezers	20
129	10	Washer, for swinging frame pivot pin on knife grinder	10
		" Screw No. 87	04
134	8	Screw, for stationary knife stop on knife grinder	10
135	8	" for bell crank lever frame, also for No. 5157	06
136	8	" for differential rocker support on Style 6900 G, also for No. 10353	08
137	14	Thread Controller Thread Eyelet	10
138	7	" " Thread Eyelet Screw	04
‡139 A	16	" " Lever and Washer, assembled	1 00
141	8	" " Lever Screw, also for No. 6967 D	10

‡ See Page No.

From the library of: Diamond Needle Corp

PRICE LIST OF PARTS

THESE PARTS ARE FURNISHED AT LIST PRICES FOR REPAIRS ONLY.
SEE NOTICE ON PAGE 3.

Number to order by	Plate No.	Postage will be charged on all parts sent by mail. Figures in second column refer only to plates illustrating parts, and are not to be used in ordering. Prices subject to change without notice. TERMS ON PARTS, NET CASH	Price per part
142 C	18	Thread Controller Rack and Presser Spring Rest	$0 75
		" " Rack and Presser Spring Rest Screw No. 88 A	04
149	27	Cloth Plate, for Styles 6900 E and 6900 H	2 50
		" " Screws No. 80	05
		" " Screw, fillister head, No. 93 A	04
150	7	" " Slide Stop Screw	04
153 F	27	Needle Lever (steel forging) for Styles 6900 E, 6900 H and 12700 A	2 25
154	20	" " Washer	05
‡155	25	Needle Lever Connection, with non-separable bearings	1 35
		" " Connection Screws No. 75 A	04
156	9	" " Ball (hardened)	40
158	14	" " Thread Eyelet, right	10
158 A	14	" " Thread Eyelet, with three eyes	14
158 B	14	" " Thread Eyelet, with two eyes	12
		" " Thread Eyelet Screw No. 98 A	04
161	17	Spreader Bar Collar	15
		" " Collar Screw No. 88	03
162	18	Needle Bar Connection, sizes .257, .260, .263, .266, .270, .273, .276, .280 and .283	40
168	23	Presser Spring (.085-inch metal) for machines in Classes 6900 and 12700	35
168 B	23	" " (.065-inch metal) for machines in Class 10300	35
169	23	Main Shaft (hardened and ground) sizes .530, .531, .533, .536, .539 and .542, for machines in Classes 6900 and 12700	2 50
170	28	Screw Driver, round steel, diameter $\frac{7}{32}$ inch, length over all nine inches	30
171	24	Tension Bracket, for Style 12700 A	30
		" " Screws No. 93	04
*183	25	Looper Rocker (hardened) for Style 12700 A	1 25
186 A	14	Needle Thread Pull-off Wire ($\frac{9}{16}$ inch wide)	06
		" " Pull-off Wire Screw No. 87 U	04
187 A	7	Screw, for felt cushion	04
188 D	9	Thumb Screw, for lace edging spool support cone	10
201 A	28	Lace Edging Spool Support Frame	50
201 C	9	" " " Support Frame Pin Thumb Screw	10
202 A	14	Needle Thread Pull-off and Take-up Wire Post	35
		" " " and Take-up Wire Post Screw No. 22529	05
*213	25	Looper Rocker (hardened) for machines in Class 10300, also for Styles 6900 E and 6900 H	1 00

‡*See page No. 13

From the library of: Diamond Needle Corp

PRICE LIST OF PARTS

THESE PARTS ARE FURNISHED AT LIST PRICES FOR REPAIRS ONLY.
SEE NOTICE ON PAGE 3.

Number to order by	Plate No.	Postage will be charged on all parts sent by mail. Figures in second column refer only to plates illustrating parts, and are not to be used in ordering. Prices subject to change without notice. TERMS ON PARTS, NET CASH	Price per part
260	9	Knife Holder Friction Washer, for knife grinder	$0 08
269	10	Nut (left thread) for use with looper connection rods Nos. 6037 and 6934	10
299	17	Differential Rocker Pivot Pin ($1\frac{3}{8}$ inches long, hardened and ground) for Style 6900 G	20
330 A	17	Main Shaft Sleeve ($\frac{19}{64}$ inch long)	06
337	14	Tension Thread Eyelet, with one eye (length over all $1\frac{7}{16}$ inches)	07
		" " Eyelet Screw No. 98	03
413	28	Oil Can	10
414	27	Table Brace, complete	1 50
416	26	Foot Lift Lever, complete	75
416 A	26	" " Lever Extension	25
		" " Lever Extension Screws No. 93 A	04
416 B	26	" " Lever Casting	40
420	11	" " Lever Stud, also for No. 6948 B	20
421	26	" " Chain (thirty-eight inches long) also for No. 6948 A	15
422	26	Foot Treadle	20
423	22	" " Rest	15
424	17	" " Pin	05
		" " Pin Screw No. 98	03
426	22	Foot Lift Lever Spring	05
426 A	17	" " " " Pin, also for No. 3336	01
462	10	Knife Bar Carrier Link Stud Nut (hardened)	20
486	11	" " " " " (hardened and ground)	40
540	13	Guide Pin, for adjustable pull-off frame No. 15435 C.	05
605	7	Screw, for spring on presser foot No. 6920 A, also for No. 6956 E	05
725	2	Feed Dog, for No. 8 gauge Styles 10300 B and 10300 D, also for No. 12 gauge Style 10300 D	85
		" " Screw No. 93	04
727	5	Looper, with guard, for Nos. 8 and 12 gauge Style 6900 E	1 45
727 A	5	" without guard, for Nos 8 and 12 gauge Style 6900 E	1 25
		" Set Screw No. 73	05
729	5	Looper Needle Guard (marked Q) for loopers Nos. 727, 10307 and 10307 A	15
		" " " Screw No. 73 A	05
* 730	15	Needle Bar (hardened and ground) sizes .257, .260, .263, .266, .270, .273, .276, .280 and. 283, for No. 8 gauge machines	1 50

*See Page No. 13

from the Library of Diamond Needle Corp

PRICE LIST OF PARTS

THESE PARTS ARE FURNISHED AT LIST PRICES FOR REPAIRS ONLY.
SEE NOTICE ON PAGE 3.

Number to order by	Plate No.	Postage will be charged on all parts sent by mail. Figures in second column refer only to plates illustrating parts, and are not to be used in ordering. Prices subject to change without notice. TERMS ON PARTS, NET CASH	Price per part
*730 A	15	Needle Bar (hardened and ground) sizes .257, .260, .263, .266, .270, .273, .276, .280 and .283, for No. 12 gauge machines	$1 50
		" " Set Screws No. 88	03
732	17	Needle Clamp Collar, for No. 8 gauge machines	50
		" " " Screw No. 89	03
732 A	17	" " " for No. 12 gauge machines	50
738	3	Presser Foot, for No. 8 gauge Style 10300 C	1 35
738 A	3	" " for No. 12 gauge Style 10300 C	1 35
		" " Screw No. 91	04
750	—	Lace Edging Spool Support, complete, with thirteen-inch axle	2 00
751	28	" " " " Frame Pin (hardened, length over all three inches)	10
		" " " " Frame Pin Thumb Screw No. 201 C	10
752	28	" " " " Axle (length over all thirteen inches)	35
753	17	" " " " Cone, adjustable	20
		" " " " Cone Screw No. 188 D	10
907	10	Knife Depresser Cam Stud Nut	10
1000	22	Thread Pad, complete	1 00
1002	22	" " Cup	25
		" " Cup Screw No. 93	04
1003	22	" " Cup Pin	10
1004	22	" " Cup Felt	05
1005	22	" " Bracket	15
		" " Bracket Screw No. 98	03
1007	13	" " Tension Plate, complete	10
1008	13	" " Tension Felt, lower	03
1054	17	Looper Eccentric (ground, marked V2, eccentricity .152 inch) for Style 6900 G	50
		" " Screw No. 96	03
1075	24	Tension Bracket, for Style 6900 G	35
		" " Screws No. 93	04
1096	7	Stop Screw, for guide on presser foot No. 6927 A	03
1216	25	Needle Lever Connection, complete, with separable bearings and oil reservoir	3 00
1275	18	Needle Lever Stud (hardened and ground) internal oiling, with screw, standard size	1 50
1275 A	—	" " " (hardened and ground) internal oiling, without screw, standard size	1 45

*See Page No. 13

From the library of: Diamond Needle Corp

THESE PARTS ARE FURNISHED AT LIST PRICES FOR REPAIRS ONLY.
SEE NOTICE ON PAGE 3.

Number to order by	Plate No.	Postage will be charged on all parts sent by mail. Figures in second column refer only to plates illustrating parts, and are not to be used in ordering. Prices subject to change without notice. TERMS ON PARTS, NET CASH	Price per part
1275 B	—	Needle Lever Stud (hardened and ground) internal oiling, with screw, extra size on frame end (specify the number of thousandths of an inch larger than standard size) made only to order	$1 75
1275 C	—	" " " (hardened and ground) internal oiling, with screw, extra size on lever end (specify the number of thousandths of an inch larger than standard size) made only to order	1 75
1275 D	—	" " " (hardened and ground) internal oiling, with screw, extra size on both ends (specify the number of thousandths of an inch larger on each end than standard size) made only to order	2 00
1275 E	—	" " " (hardened and ground) internal oiling, without screw, extra size on frame end (specify the number of thousandths of an inch larger than standard size) made only to order	1 70
1275 F	—	" " " (hardened and ground) internal oiling, without screw, extra size on lever end (specify the number of thousandths of an inch larger than standard size) made only to order	1 70
1275 G	—	" " " (hardened and ground) internal oiling, without screw, extra size on both ends (specify the number of thousandths of an inch larger on each end than standard size) made only to order	1 95
		" " " Screw No. 22586	05
1280	10	Needle Lever Bolt Nut	10
1286	17	Needle Bar Link Pin (hardened and ground) complete, internal oiling, also for Nos. 54 A, 486 and 15446 B	30
		" " " " Screw, upper, No. 77	03
		" " " " Screw, lower, No. 78	03
1286 A	17	" " " " (hardened and ground) internal oiling, without spring, ball or screw	20
1286 B	13	" " " " Spring	04
		" " " " Spring Screw No. 22560	03

From the library of: Diamond Needle Corp.

PRICE LIST OF PARTS

THESE PARTS ARE FURNISHED AT LIST PRICES FOR REPAIRS ONLY.
SEE NOTICE ON PAGE 3.

Number to order by	Plate No.	Postage will be charged on all parts sent by mail. Figures in second column refer only to plates illustrating parts, and are not to be used in ordering. Prices subject to change without notice. TERMS ON PARTS, NET CASH	Price per part
1287	13	Needle Bar Thread Nipper, complete	$0 50
1288	13	" " " " Collar	35
		" " " " Collar Screw No. 88	03
1290	13	" " " " Spring (.016-inch diameter wire)	03
1346	11	Tension Post (length over all $1\frac{11}{16}$ inches) for use with hardened steel ferrule No. 1347	20
1347	11	" Post Ferrule (length over all $\frac{5}{16}$ inch, hardened) for use with tension post No. 1346	08
1349	13	" Spring (.036-inch diameter wire) for needle threads	04
1361	4	Presser Spring Pin	03
1362	4	Main Shaft Sleeve Pin	03
1588	4	Spring Latch, for No. 12750	05
		" " Screw No. 22562	04
1755	17	Presser Foot Lifter (hardened) for Style 6900 G	30
		" " " Screw No. 86	05
2538	17	Thread Controller Rack and Presser Spring Rest Support Collar, also for No. 64	30
		" " " and Presser Spring Rest Support Collar Screw No. 88	03
3004	6	Cast-off Wire, for use with take-up No. 3023	30
		" " Screw No. 87	04
3005 F	2	Main Feed Dog, for Styles 10300 F and 10300 G	1 00
		" " " Screws No. 22593	05
3005 G	—	Nos. 3005 F, 5150 and two No. 22593, assembled	1 85
3005 L	—	Nos. 3005 M, 15447 C and two No. 22593, assembled	2 10
3005 M	2	Feed Dog, for Nos. 8 and 12 gauge tilting feed machines in Class 10300	1 10
		" " Screws No. 22593	05
3023	18	Take-up, for use with cast-off wire No. 3004	1 00
		" Screw No. 89	03
3026 C	2	Differential Feed Dog, for Styles 10300 F and 10300 G	1 25
		" " " Screw No. 22585	04
3072	6	Cast-off Wire Guard	25
		" " " Screw No. 90	04
3336	13	Knife Depresser Spring, for Style 6900 G	05
5125	3	Feed Bar Needle Guard (hardened, marked AJ) for Styles 6900 H, 10300 B, 10300 C and 10300 D	55
		" " " " Screw No. 94	04
5142	24	Feed Bar, for Styles 6900 H, 10300 B, 10300 C and 10300 D	75
		" " Screws No. 88	03

From the library of: Diamond Needle Corp

THESE PARTS ARE FURNISHED AT LIST PRICES FOR REPAIRS ONLY.
SEE NOTICE ON PAGE 3.

Number to order by	Plate No.	Postage will be charged on all parts sent by mail. Figures in second column refer only to plates illustrating parts, and are not to be used in ordering. Prices subject to change without notice. TERMS ON PARTS, NET CASH	Price per part
5143	24	Feed Bar, for differential feed dog	$0 90
5144	10	Differential Feed Bar Link Stud Nut	10
5150	2	Main Feed Dog Holder, for Styles 10300 F and 10300G	75
		" " " " Screw No. 93	04
5156	26	Feed Rocker, for differential feed machines	1 25
		" " Screws No. 88	03
5157	26	Feed Rocker Connection	65
		" " Connection Screws No. 135	06
*5217	15	Needle Bar (hardened and ground) sizes .257, .260, .263, .266, .270, .273, .276, .280, and .283. for Style 12700 A	1 50
		" " Set Screws No. 88	03
5231	17	Needle Separator, for right-hand set of needles on Style 12700 A	30
5232	—	" " Pin	03
6035	27	Frame Guard	1 00
		" " Screws No. 93	04
6035 A	27	Cloth Plate Guard, including felt cushion, for machines in Classes 6900 and 12700	1 00
		" " " Screws No. 22730	05
6035 B	—	Felt Cushion, for No. 6035 A	03
		" " Screw No. 187 A	04
6036	16	Looper Connection Rod, tubular (length over all $8\frac{7}{8}$ inches) for use with Nos. 36 L and 36 R	50
6037	16	" " " tubular (length over all $8\frac{7}{8}$ inches) for use with Nos. 6038 and 6039	30
6038	18	" " " Ball Joint, left, complete, for use with Nos. 6037 and 6934	1 25
6039	18	" " " Ball Joint, right, complete, for use with Nos. 6037 and 6934	1 25
		" " " Ball Joint Screws No. 97 A	04
6042	11	Needle Lever Bolt (length over all $1\frac{11}{32}$ inches)	20
6901	27	Cloth Plate, for Style 6900 G	3 00
		" " Screws No. 80	05
		" " Screw, fillister head, No. 93 A	04
6904	6	Cast-off Wire, for Style 6900 G	30
		" " Screw No. 87	04
6905 A	2	Feed Dog, for Style 6900 G:	
6905 A–12	—	" " for Nos. 8 and 12 gauges	1 25
6905 H	2	" " for Style 6900 H, also for side buckle strap machines in Class 6900:	
6905 H–12	—	" " for No. 12 gauge	95

*See Page No. 13

PRICE LIST OF PARTS

THESE PARTS ARE FURNISHED AT LIST PRICES FOR REPAIRS ONLY.
SEE NOTICE ON PAGE 3.

Number to order by	Plate No.	Postage will be charged on all parts sent by mail. Figures in second column refer only to plates illustrating parts, and are not to be used in ordering. Prices subject to change without notice. TERMS ON PARTS, NET CASH	Price per part
6905-H		Continued:	
6905 H-16	—	Feed Dog, for No. 16 gauge	$ 1 25
		" " Screw No. 93	04
6906	17	Feed Lift and Knife Bar Eccentric (ground, marked CD) for Style 6900 G	1 50
		" " and Knife Bar Eccentric Screw No. 96	03
6907 H	5	Looper, with guard, for Style 6900 H, also for side buckle strap machines in Class 6900	1 45
6908 A	5	" without guard, for Style 6900 H, also for side buckle strap machines in Class 6900	1 25
6908 G	5	" for Nos. 8 and 12 gauge Style 6900 G	1 25
		" Set Screw No. 73	05
6915 G	27	Needle Lever (steel forging) for Style 6900 G	2 35
6920 A	3	Presser Foot, with yielding sides, for Style 6900 H:	
6920 A-12	—	" " for No. 12 gauge	4 00
6920 A-16	—	" " for No. 16 gauge	4 00
6920 B	3	" " for Style 6900 G:	
6920 B-8	—	" " for No. 8 gauge	1 60
6920 B-12	—	" " for No. 12 gauge	1 60
6920 C	3	" " for side buckle straps, $\frac{11}{16}$ inch wide:	
6920 C-12	—	" " for No. 12 gauge	2 25
6920 C-16	—	" " for No. 16 gauge	2 25
6920 E	3	" " for Style 6900 E:	
6920 E-12	—	" " for No. 12 gauge	1 25
		" " Screw No. 91	04
6923 G	18	Take-up, for Style 6900 G	1 00
		" Screw No. 89	03
6924 A	1	Throat Plate, for Style 6900 G:	
6924 A-8	—	" " for No. 8 gauge	2 50
6924 A-12	—	" " for No. 12 gauge	2 50
6924 E	1	" " for Style 6900 E:	
6924 E-12	—	" " for No. 12 gauge	1 25
6924 H	1	" " for Style 6900 H, also for side buckle strap machines in Class 6900:	
6924 H-12	—	" " for No. 12 gauge	1 25
6924 H-16	—	" " for No. 16 gauge	1 50
		" " Screws No. 87	04
6927 A	3	Presser Foot, with spring guide, for Style 6900 G:	
6927 A-12	—	" " for No. 12 gauge	3 00
		" " Screw No. 91	04
6932	25	Looper Rocker Frame (hardened) for Style 6900 G	1 20
		" " " Screw, left, No. 77	03
		" " " Screw, right, No. 98	03
		" " " Spot Screw No. 96	03

From the library of: Diamond Needle Corp

THESE PARTS ARE FURNISHED AT LIST PRICES FOR REPAIRS ONLY.
SEE NOTICE ON PAGE 3.

Number to order by	Plate No.	Postage will be charged on all parts sent by mail. Figures in second column refer only to plates illustrating parts, and are not to be used in ordering. Prices subject to change without notice. TERMS ON PARTS, NET CASH	Price per part
6933	16	Looper Connection Rod, tubular (length over all $9\frac{3}{8}$ inches) for use with Nos. 36 L and 36 R	$0 50
6934	16	" " " tubular (length over all $9\frac{3}{8}$ inches) for use with Nos. 6038 and 6039	50
6937	21	Differential Rocker, for Style 6900 G	1 00
		" " Screw No. 89	03
6938	21	Differential Rocker Support	1 50
		" " Support Screws No. 136	08
6939	11	Needle Lever Bolt (length over all $1\frac{7}{16}$ inches)	20
6948 A	21	Knife Depresser Lever, for Style 6900 G	30
		" " " Screws No. 22585	04
6948 B	21	Knife Depresser	1 20
		" " Stud No. 420	20
6948 C	21	" " Bracket	70
		" " Bracket Screws No. 22517	05
6948 D	9	" " Cam Stud (hardened)	10
6954 A	4	Stationary Knife	25
6954 B	4	" " Clamp	30
		" " Clamp Screw No. 22561	04
6955 A	4	Penetrating Knife	80
		" " Clamp Screw No. 87 U	04
		" " Stop and Adjusting Screw No. 87 U	04
6956 A	21	Knife Bar	1 20
		" " Adjusting Screw No. 75	04
6956 B	12	" " Depresser Cam	35
		" " Depresser Cam Screw No. 87 U	04
6956 C	13	" " Spring	04
6956 D	10	" " Adjusting Screw Check Nut	15
6956 E	13	" " Adjusting Screw Check Nut Retainer	05
		" " Adjusting Screw Check Nut Retainer Screw No. 605	05
6967	21	" " Carrier, with shoes, for machines using knife bar carrier guide	2 55
		" " " Clamp Screw No. 85	05
6967 B	21	" " " Guide	40
		" " " Guide Screw No. 93	04
6967 C	12	" " " Guide Bearing (hardened)	18
6967 D	21	" " " with shoes, for machines using supporting screw No. 141	2 55
6967 F	10	" " " Supporting Screw Bushing	10

From the library of: Diamond Needle Corp

PRICE LIST OF PARTS

THESE PARTS ARE FURNISHED AT LIST PRICES FOR REPAIRS ONLY.
SEE NOTICE ON PAGE 3.

Number to order by	Plate No.	Postage will be charged on all parts sent by mail. Figures in second column refer only to plates illustrating parts, and are not to be used in ordering. Prices subject to change without notice. TERMS ON PARTS, NET CASH	Price per part
6968	21	Knife Bar Carrier Fork, with shoes	$1 50
		" " " Fork Clamp Screw, lower, No. 22522	06
		" " " Fork Clamp Screws, upper, No. 90	04
6970	14	Needle Lever Thread Eyelet, for Style 6900 G	40
		" " " " Screws No. 98 A	04
6975 A	14	Intermediate Pull-off, for needle and looper threads on Style 6900 G	1 25
6976	14	" " Thread Wire, for looper threads	12
		" " Thread Wire Screw No. 97	04
6985	24	Feed Bar, for Style 6900 G	75
		" " Screws No. 88	03
6990	3	Spring, for guide on presser foot No. 6927 A	06
6998 G	29	Knife Grinder, complete, including emery wheel	10 00
6998 H	26	Grinder Head	2 00
6998 J	26	Grinder Swinging Frame	2 50
		" " " Set Screw No. 22591	06
6998 K	15	" " " Pivot Pin (hardened and ground)	1 90
6998 M	12	" " " Stop Collar	90
		" " " Stop Collar Set Screw No. 22560 B	04
		" " " Stop Collar Stop Screw No. 75	04
6998 N	12	Stationary Knife Clamping Plate, for knife grinder	80
		" " Clamping Plate Thumb Screw No. G26	15
		" " Clamping Plate Screws No. 22524	05
6998 P	12	" " Stop, for knife grinder	60
		" " Stop Screw No. 134	10
6998 Q	12	Penetrating Knife Swinging Frame Clamp, for knife grinder	60
		" " " Frame Clamp Thumb Screw No. G10	15
6998 R	12	Knife Clamp, for bevel cut on penetrating knife, for knife grinder	60
		" " Thumb Screw No. G26	15
6998 S	26	Knife Holder, for bevel cut on penetrating knife, for knife grinder	2 00
		" " Screw No. 9675	15
6998 T	26	Grinder Emery Wheel	60
7453	14	Tension Thread Eyelet, lower, for intermediate pull-off on Style 6900 G	10
		" " " Screw No. 98	03
7638	14	Lower Thread Deflecting Wire	10
		" " " Wire Screw No. 94	04

From the library of: Diamond Needle Corp

THESE PARTS ARE FURNISHED AT LIST PRICES FOR REPAIRS ONLY.
SE NOTICE ON PAGE 3.

Number to order by	Plate No.	Postage will be charged on all parts sent by mail. Figures in second column refer only to plates illustrating parts, and are not to be used in ordering. Prices subject to change without notice. TERMS ON PARTS, NET CASH	Price per part
8645	26	Quilting Guide, right	$0 30
8646	26	" " left	30
		" " Screw No. 22558	04
8647	26	" " Support	80
		" " Support Screw No. 22558	04
8648	—	" " complete	1 50
8651	14	Needle Thread Take-up Wire	07
		" " " Wire Screw No. 87 U	04
9034	14	Needle Bar Thread Eyelet, with three eyes	10
		" " " " Screw No. 87 U	04
9675	9	Knife Holder Screw, for knife grinder	15
10301	27	Cloth Plate, for Styles 10300 B and 10300 F	2 50
		" " Screws No. 80	05
		" " Screw, fillister head, No. 93 A	04
10301 C	27	" " for Styles 10300 C, 10300 D and 10300 G	1 75
		" " Screws No. 80	05
10301 F	27	" " for use without feed crank cover, on tilting feed machines	2 60
		" " Screws No. 80	05
		" " Screw, fillister head, No. 93 A	04
10301 G	27	" " for use with feed crank cover, on tilting feed machines	1 85
		" " Screws No. 80	05
10303 A	19	Cloth Plate Edge Guide	35
10303 B	19	" " " " for Styles 10300 B and 10300 F, also for tilting feed machines without feed crank cover	35
10303 C	19	" " " " for Style 10300 C	30
10303 D	19	" " " " for Styles 10300 D and 10300 G	35
10303 G	19	" " " " for tilting feed machines with feed crank cover	35
		" " " " Screws No. 25 C	05
10305	2	Feed Dog, for Nos. 8 and 12 gauge Style 10300 C	85
		" " Screw No. 93	04
10307	5	Looper, with guard, for machines in Class 10300	1 45
10307 A	5	" with guard, for use with throat plates Nos. 10324 A and 10324 B	1 45
10308	5	" without guard, for machines in Class 10300	1 25
10308 A	5	" without guard, for use with throat plates Nos. 10324 A and 10324 B	1 25
		" Set Screw No. 73	05

From the library of: Diamond Needle Corp

PRICE LIST OF PARTS

THESE PARTS ARE FURNISHED AT LIST PRICES FOR REPAIRS ONLY.
SEE NOTICE ON PAGE 3.

Number to order by	Plate No.	Postage will be charged on all parts sent by mail. Figures in second column refer only to plates illustrating parts, and are not to be used in ordering. Prices subject to change without notice. TERMS ON PARTS, NET CASH	Price per part
10314	17	Looper Eccentric (ground, marked C, eccentricity .135 inch) for machines in Class 10300...	$0 50
		" " Screw No. 96.....	03
10315	27	Needle Lever (steel forging) for machines in Class 10300	2 25
10320 B	4	Presser Foot, for Styles 10300 B and 10300 D:	
10320 B-8	—	" " for No. 8 gauge.....	2 25
10320 B-12	—	" " for No. 12 gauge	2 25
10320 F	4	" " for Styles 10300 F and 10300 G, also for tilting feed machines:	
10320 F-8	—	" " for No. 8 gauge.....	3 00
10320 F-12	—	" " for No. 12 gauge.....	3 00
		" " Screw No. 91.....	04
10322	23	Main Shaft (hardened and ground) sizes .530, .531, .533, .536, .539 and .542, for machines in Class 10300..	2 50
10324	1	Throat Plate, for Styles 10300 B, 10300 C and 10300 D:	
10324-8	—	" " for No. 8 gauge.....	1 25
10324-12	—	" " for No. 12 gauge.....	1 25
10324 A	1	" " for deflected stitch on Styles 10300 B, 10300 C and 10300 D:	
10324 A-8	—	" " for No. 8 gauge.....	1 35
10324 B	1	" " for deflected stitch on Styles 10300 F and 10300 G, also for machines with tilting feed:	
10324 B-8	—	" " for No. 8 gauge.....	1 60
10324 B-12	—	" " for No. 12 gauge.....	1 60
10324 F	1	" " for Styles 10300 F and 10300 G, also for machines with tilting feed:	
10324 F-8	—	" " for No. 8 gauge.....	1 50
10324 F-12	—	" " for No. 12 gauge.....	1 50
		" " Screws No. 87.....	04
10333	27	Cloth Plate Guard, sheet metal, for Styles 10300 B and 10300 F.....	30
		" " " Screws No. 22582 B.....	05
10333 C	27	" " " sheet metal, for Styles 10300 C, 10300 D and 10300 G.....	40
		" " " Screw, front, No. 92.....	04
		" " " Screw, back, No. 92 A.....	04
10334 A	14	Needle Bar Thread Eyelet, with two eyes.....	08
		" " " " Screw No. 87 U.....	04
10335	14	Lower Tension Arm Thread Guide, for machines in Classes 6900 and 10300.....	10
10336	14	Needle Thread Pull-off Wire	05
		" " " " Screw No. 87 U.....	04

From the library of: Diamond Needle Corp

THESE PARTS ARE FURNISHED AT LIST PRICES FOR REPAIRS ONLY.
SEE NOTICE ON PAGE 3.

Number to order by	Plate No.	Postage will be charged on all parts sent by mail. Figures in second column refer only to plates illustrating parts, and are not to be used in ordering. Prices subject to change without notice. TERMS ON PARTS, NET CASH	Price per part
10337	27	Feed Crank Cover Bracket, for Styles 10300 C, 10300 D and 10300 G	$0 50
		" " " " Screws No. 80	05
10338	14	Pull-off Wire Post and Edging Guide Support	45
		" " " and Edging Guide Support Screw No. 22529	05
10339	21	Lace Edging Guide, for machines in Class 10300	60
		" " " Screw No. 87 U	04
10340	5	Spreader, for machines in Class 10300:	
10340-8	—	" for No. 8 gauge	80
10340-12	—	" for No. 12 gauge	80
		" Screw No 73	05
10341	16	Spreader Bar (hardened and ground) sizes .257, .260 and .263	1 00
10342	13	Spreader Bar Spring	05
10343	18	" " Lifter	1 00
		" " Lifter Screw No 88	03
10344	18	" " Rocker (hardened)	75
		" " Rocker Clamp Screw No. 97	04
10345	16	" " Rocker Connection Rod ($4\frac{1}{4}$ inches long)	20
10346	18	" " Rocker, complete with ball joint	1 65
		" " Rocker Screws No. 97 A	04
‡10347	18	" " Rocker Connection Rod Ball Joint, right, complete, also for No. 10356	1 25
		" " Rocker Connection Rod Ball Joint Screws No. 97 A	04
10348	26	" " Bell Crank Lever	1 00
10349	9	" " Bell Crank Lever Ball (hardened) also for Nos. 10347, 10357 and 10359	35
10350	12	" " Bell Crank Lever Washer, also for No.10359	05
10352	26	" " Cross Head	1 50
10353	26	" " Cross Head Frame	1 00
		" " Cross Head Frame Screws No. 136	08
10354	26	" " Cross Head Gib, upper	50
10355	26	" " Cross Head Gib. lower	45
		" " Cross Head Gib Screws No. 22516	04
10356	16	" " Cross Head Connection Rod ($3\frac{3}{16}$ inches long)	25
‡10357	18	" " Cross Head Connection Rod Ball Joint, left, complete	1 25
		" " Cross Head Connection Rod Ball Joint Screws No. 97 A	04
10359	26	" " Cross Head Bell Crank Lever	1 00

‡See Page No 13

From the library of: Diamond Needle Corp

PRICE LIST OF PARTS

THESE PARTS ARE FURNISHED AT LIST PRICES FOR REPAIRS ONLY
SEE NOTICE ON PAGE 3.

Number to order by	Plate No.	Postage will be charged on all parts sent by mail. Figures in second column refer only to plates illustrating parts, and are not to be used in ordering. Prices subject to change without notice. TERMS ON PARTS, NET CASH	Price per part
10360	26	Bell Crank Lever Frame	$1 75
		" " " " Screws No. 135	06
10363	17	Spreader Eccentric (marked AK)	2 00
		" " Spot Screw No. 81	03
		" " Set Screw No. 95	03
‡10364	25	" " Connection	1 35
		" " Connection Screws, upper, No. 97 A	04
		" " Connection Screws, lower, No. 75 A	04
11261 A	11	Tension Post (length over all $1\frac{7}{8}$ inches) for use with hardened steel ferrule No. 11261 B	25
11261 B	11	" " Ferrule (hardened, length over all $\frac{31}{64}$ inch) for use with tension post No. 11261 A	10
11262	14	Tension Thread Eyelet, lower, with two eyes (distance between centers of eyes $1\frac{9}{16}$ inches) for machines in Class 12700	10
		Tension Thread Eyelet Screw No. 98	03
12701	27	Cloth Plate, for Style 12700 A	2 50
		" " Screws No. 80	05
		" " Screw, fillister head, No. 93 A	04
12704	6	Cast-off Wire, for Style 12700 A	35
		" " Screw No. 87	04
12705	2	Feed Dog, for Style 12700 A:	
12705-24-12	—	" " for No. 24-12 gauge	1 75
12705-30-12	—	" " for No. 30-12 gauge	1 75
12705-32-12	—	" " for No. 32-12 gauge	1 75
12705-36-12	—	" " for No. 36-12 gauge	1 75
		" " Screw No. 93	04
12708	—	Looper, front, for Style 12700 A:	
12708-24-12	6	" for No. 24-12 gauge	1 25
12708-30-12	6	" for No. 30-12 gauge	1 25
12708-32-12	6	" for No. 32-12 gauge	1 25
12708-36-12	6	" for No. 36-12 gauge	1 25
12709 A	—	" back, for Style 12700 A:	
12709 A-36-12	6	" for Nos. 24-12, 30-12, 32-12 and 36-12 gauges	1 25
		" Set Screw No. 73	05
12718	17	Needle Holder, for Style 12700 A:	
12718-24-12	—	" " for No. 24-12 gauge	1 75
12718-30-12	—	" " for No. 30-12 gauge	1 75
12718-32-12	—	" " for No. 32-12 gauge	1 75
12718-36-12	—	" " for No. 36-12 gauge	1 75
		" " Screw No. 89	03

‡See Page No. 13

From the library of: Diamond Needle Corp

PRICE LIST OF PARTS

THESE PARTS ARE FURNISHED AT LIST PRICES FOR REPAIRS ONLY.
SEE NOTICE ON PAGE 3.

Number to order by	Plate No	Postage will be charged on all parts sent by mail. Figures in second column refer only to plates illustrating parts, and are not to be used in ordering. Prices subject to change without notice. TERMS ON PARTS, NET CASH	Price per part
12720 A	4	Presser Foot, for Style 12700 A:	
12720 A-24-12	—	" " for No. 24-12 gauge	$4 50
12720 A-30-12	—	" " for No. 30-12 gauge	4 50
12720 A-32-12	—	" " for No. 32-12 gauge	4 50
12720 A-36-12	—	" " for No. 36-12 gauge	4 50
		" " Screw No. 91	04
12723	18	Take-up, for Style 12700 A	75
		" Screw No. 89	03
12724	1	Throat Plate, for Style 12700 A:	
12724-24-12	—	" " for No. 24-12 gauge	2 00
12724-30-12	—	" " for No. 30-12 gauge	2 00
12724-32-12	—	" " for No. 32-12 gauge	2 00
12724-36-12	—	" " for No. 36-12 gauge	2 00
		" " Screws No. 87	04
12730	17	Needle Stop Collar, for Nos. 32-12 and 36-12 gauges	90
12730 A	17	" " " for Nos. 24-12 and 30-12 gauges	90
		" " " Screw No. 88	03
12735	—	Take up Thread Eyelet, for Style 12700 A:	
12735-36-12	14	" " " for Nos. 24-12, 30-12, 32-12 and 36-12 gauges	60
		" " " Support Screw No. 97	04
12741	21	Lace Edging Guide	70
		" " " Screw No. 87 U	04
12750	21	Straight Bar Lace Edging Controlling Guide, complete	6 00
12873	13	Bushing (ground) for needle bar bearings	25
		" Clamp Screw No. 22569	05
12934 B	9	Feed Dog Pivot Screw, for tilting feed machines	20
12935	16	" " Tilting Rod, for tilting feed machines	65
12964 C	13	Needle Bar Link Pin Spring Ball	02
14544	16	Differential Feed Bar Shaft (hardened and ground, $3\frac{9}{16}$ inches long)	40
14675	12	Knife Bar Carrier Shoe (hardened and ground) also for No. 6968	10
		" " " " Screw No. 22570	05
‡ 15430	25	Needle Lever Connection Bearing, lower	75
		" " " Bearing Screws No. 22587	05
15430 C	10	" " " Tube Nut, upper, left thread	10
15430 D	10	" " " Tube Nut, lower, right thread	10
‡ 15430 E	25	" " " Bearing, upper	70
		" " " Bearing Screws No. 22587	05
‡ 15430 F	25	" " " Tube, with oil reservoir	1 10
15430 H	10	" " " Oil Reservoir Cover	25

‡See Page No. 13

From the library of: Diamond Needle Corp

PRICE LIST OF PARTS

THESE PARTS ARE FURNISHED AT LIST PRICES FOR REPAIRS ONLY.
SEE NOTICE ON PAGE 3.

Number to order by	Plate No.	Postage will be charged on all parts sent by mail. Figures in second column refer only to plates illustrating parts, and are not to be used in ordering. Prices subject to change without notice. TERMS ON PARTS, NET CASH	Price per part
15430 K	10	Needle Lever Connection Oil Reservoir Leather Washer	$0 02
15430 L	25	" " " Tube Felt	02
15435 C	14	Pull-off Frame, adjustable, for needle threads on Style 6900 G	50
		" " Screw No. 22529	05
15446	24	Feed Dog Tilting Bar, for tilting feed machines	85
		" " " " Screws No. 88	03
15446 B	24	Differential Feed Bar Link	40
		" " " " Screw No. 97	04
15446 C	4	" " " " Stud (hardened and ground)	35
15447	24	Feed Dog Supporting Bar, for tilting feed machines	90
15447 A	9	" " Vertical Adjusting Screw, for tilting feed machines	15
15447 B	4	Feed Dog Vertical Adjusting Screw Plate, for tilting feed machines	25
		" " Vertical Adjusting Screw Plate Screws No. 87	04
15447 C	2	" " Holder, for tilting feed machines	90
15447 E	24	Feed Bar, for main feed dog on Styles 10300 F and 10300 G	1 10
		" " Screws No. 88	03
15447 F	24	" " Shoe (hardened and ground)	20
		" " Shoe Screw No. 93	04
15447 G	20	" " Prong and Sponge	35
		" " Prong Screws No. 94	04
15447 H	20	Differential Feed Bar Guide	45
		" " " " Screw, front, No. 93	04
		" " " " Screw, back, No. 94	04
15480 C	4	Spring, for presser foot No. 10320 F	15
		" Screw No. 57 WD	05
15492	11	Tension Post, solid, for looper thread on Style 6900 G	25
16198	4	Frame Thread Eyelet Holder, adjustable, for Style 6900 G	35
		" " " " Screw No. 93	04
21102	23	Thread Guide, for Style D thread stand	08
		" " Screw No. 22560	03
21102 A	—	" " Holder, for Style D thread stand:	
21102 A–2	23	" " Holder, for two thread guides	30
21102 A–4	23	" " Holder, for three or four thread guides	40
		" " Holder Screw No. 22580	03
21102 B	28	" " Holder Supporting Rod, for Style D thread stand	12
		" " Holder Supporting Rod Screw No. 22560	03
21102 C	28	Spool Support Tube, for Style D thread stand	70
		" " " Screws No. 96	03

From the library of: Diamond Needle Corp

THESE PARTS ARE FURNISHED AT LIST PRICES FOR REPAIRS ONLY.
SEE NOTICE ON PAGE 3.

Number to order by	Plate No.	Postage will be charged on all parts sent by mail. Figures in second column refer only to plates illustrating parts, and are not to be used in ordering. Prices subject to change without notice. TERMS ON PARTS, NET CASH	Price per part
21102 D	28	Base, for thread stands	$0 40
		" Screws No. 96	03
21102 E	—	Spool Support, for Style D thread stand:	
21102 E-2	28	" " for two spools	40
21102 E-3	28	" " for three spools	50
		" " Screw No. 96	03
21106 B	22	Gravity Tension Thread Flyer and Spool Cap, assembled	25
21113	23	Thread Wire, complete (twenty-two inches long) for Style C thread stand	35
		" " Screw No. 95	03
21113 A	—	" " Extension (six inches long) for Style C thread stand	05
		" " Extension Screw No. 95	03
21113 B	—	Thread Wire Coupling, for Style C thread stand	15
		" " Coupling Screws No. 22558	04
21126	28	Supporting Rod ($19\frac{3}{4}$ inches long) for Style C thread stand	20
21127	28	" " Coupling, for Style C thread stand	20
		" " Coupling Screws No. 22580	03
21130 A	—	Spool Support, for Style C thread stand:	
21130 A-3	28	" " for three spools	70
21130 A-5	28	" " for five spools	90
		" " Screw No. 22622	03
21145	23	Wooden Cone, for thread stands	10
21149	22	Holder, for small spools	50
21201	28	Screw Driver, round steel (diameter $\frac{5}{32}$ inch, length over all nine inches)	30
21202	—	" " round steel (diameter $\frac{7}{32}$ inch, length over all 10 $\frac{3}{16}$ inches)	40
21203	—	" " round steel (diameter $\frac{7}{32}$ inch, length over all fifteen inches)	50
21204	—	" " round steel (diameter $\frac{1}{4}$ inch, length over all fifteen inches)	60
21205	—	" " octagon steel (diameter $\frac{5}{16}$ inch, length over all fifteen inches)	75
21206	28	" " Wrench, steel handle	15
21207	28	" " round steel (diameter $\frac{5}{64}$ inch, length over all $3\frac{7}{32}$ inches)	10
21208	28	" " chuck handle, including three blades	1 25
21210	10	Looper Collar (.040 inch thick)	05
21211	10	" " (.054 inch thick)	05

From the library of: Diamond Needle Corp

PRICE LIST OF PARTS

THESE PARTS ARE FURNISHED AT LIST PRICES FOR REPAIRS ONLY.
SEE NOTICE ON PAGE 3.

Number to order by	Plate No.	Postage will be charged on all parts sent by mail. Figures in second column refer only to plates illustrating parts, and are not to be used in ordering. Prices subject to change without notice. TERMS ON PARTS, NET CASH	Price per part
21225	5	Looper Gauge:	
21225-$\frac{3}{16}$	—	" " $\frac{3}{16}$ inch	$0 20
21225-$\frac{7}{32}$	—	" " $\frac{7}{32}$ inch	20
21225-$\frac{1}{4}$	—	" " $\frac{1}{4}$ inch	20
21350	22	Malleable Iron Belt Lacings, with two rows of teeth, for one-inch flat belt, per dozen	15
21350 A	22	" " " " with three rows of teeth, for one-inch flat belt. per dozen	15
21351	—	Wire Belt Hooks, for $\frac{9}{32}$-inch round belt, per five hundred ($\frac{1}{4}$ cent each in quantities less than five hundred)	50
21355	—	Chair Leg Extension (four inches long)	08
21355 A	—	" " " (six inches long)	10
21355 B	—	" " " (three inches long)	08
21360	—	Drive Bushing (ground, $\frac{7}{8}$ inch long, external diameter .319, .322, .325 and .328) for needle bar bearings	15
21367	—	Flat Head Stove Bolt, including nut and washer ($\frac{1}{4}$x4 inches)	03
21375 A	28	Oil Guard, for eccentric pulley	1 00
21377	—	Tray, or wooden base, for machine	2 00
21388	22	Wrench ($\frac{3}{8}$ inch, $3\frac{1}{2}$ inches long, hardened) for nuts Nos. 18, 34, 37 L, 37 R, 269, 462 and 1280	15
21388 B	22	" ($\frac{1}{2}$ inch, $4\frac{3}{8}$ inches long, hardened) for needle lever connection tube nuts	20
21388 F	28	" steel handle, for nut No. 5144	15
21390	—	Needle Thread Intermittent Nipper Spring, complete (includes one each Nos. 87, 90, 97, 21390 A, 21390 B, 21390 D, 21390 E, 21390 F and 22564)	1 35
21390 A	20	Needle Thread Intermittent Nipper Spring, front	15
21390 B	20	" " " Nipper Spring, back	12
		" " " Nipper Spring Screw No. 22564	04
21390 D	20	" " " Nipper Spring Support	50
		" " " Nipper Spring Support Screw No. 87	04
21390 E	20	" " " Nipper Spring Operating Block	12
		" " " Nipper Spring Operating Block Screw No. 90	04

From the library of: Diamond Needle Corp

THESE PARTS ARE FURNISHED AT LIST PRICES FOR REPAIRS ONLY.
SEE NOTICE ON PAGE 3.

Number to order by	Plate No.	Postage will be charged on all parts sent by mail. Figures in second column refer only to plates illustrating parts, and are not to be used in ordering. Prices subject to change without notice. TERMS ON PARTS, NET CASH	Price per part
21390 F	20	Needle Thread Intermittent Nipper Spring Operating Block Support	$0 35
		" " " Nipper Spring Operating Block Support Screw No. 97	04
21394	—	Grinder Frame, including emery wheel (five inches diameter and $\frac{1}{4}$-inch face, unless otherwise specified) speed of wheel should be 3000 revolutions per minute	3 50
‡ 21400	—	Expansion Reamer, complete, sizes .257, .260, .263, .266, .270, .273 and .276, for needle bar	4 50
‡ 21408	—	" " complete, sizes .319, .322, .325 and .328, for presser bar and presser guide bar	5 50
‡ 21420	—	Expansion Reamer, complete, sizes .407, .410 and .413, for feed rocker shaft, feed bar shaft and looper rock shafts	6 00
‡ 21426	—	" " complete, sizes .530, .533 and .536, for main shaft	7 50
21442	—	Taper Reamer, complete, for needle bar link pins and feed crank link pin	1 50
21508	—	Tap (marked H2) for No 22525	50
21509	—	" (marked J2) for No. 22526	50
21513	—	" (marked Q2) for No. 86 A	50
21518	—	" (marked X2) for No. 22521	50
22516	8	Screw, for spreader bar cross-head gibs	04
22517	8	" for knife depresser bracket	05
22521	8	" large size, for cloth plates (tap No. 21518)	08
22522	8	Clamp Screw, lower, for knife bar carrier fork	06
22524	8	Screw for stationary knife clamping plate, for knife grinder	05
22525	8	" large size, diameter $\frac{5}{32}$ inch, for throat plates (tap No. 21508)	05
22526	8	" large size, diameter $\frac{3}{16}$ inch, for throat plates (tap No. 21509)	05
22529	8	" for needle thread pull-off and take-up wire posts, also for Nos. 10338 and 15435 C	05
22539	—	" for main shaft sponge hole	10
22558	7	Screw, for quilting guide and quilting guide support, also for No. 21113 B	04
22560	7	" for needle bar link pin spring, also for Nos. 21102 and 21102 B	03
22560 B	7	Set Screw, for grinder swinging frame stop collar	04

‡ See Page No. 13

From the library of: Diamond Needle Corp

PRICE LIST OF PARTS

THESE PARTS ARE FURNISHED AT LIST PRICES FOR REPAIRS ONLY.
SEE NOTICE ON PAGE 3.

Number to order by	Plate No.	Postage will be charged on all parts sent by mail. Figures in second column refer only to plates illustrating parts, and are not to be used in ordering. Prices subject to change without notice. TERMS ON PARTS, NET CASH	Price per part
22561	7	Screw, for stationary knife clamp	$0 04
22562	7	" for spring latch No. 1588	04
22564	7	" for needle thread intermittent nipper springs	04
22569	8	Clamp Screw, for needle bar bushings	05
22570	7	Screw, for shoe No. 14675	05
22580	7	" for thread guide holder, also for No. 21127	03
22582 B	7	" for cloth plate guard No. 10333	05
22585	7	" for feed dog No. 3026 C, also for No. 6948 A	04
22586	7	" for needle lever stud	05
22587	8	" for needle lever connection bearings Nos. 15430 and 15430 E	05
22591	7	Set Screw, for knife grinder swinging frame	06
22593	7	Screw, for feed dogs Nos. 3005 F and 3005 M	05
22597	7	" for eccentric pulley	03
22622	7	" for spool support on Style C thread stand	03
22730	7	" for cloth plate guard No. 6035 A	05
23168 B	19	Plate Hemmer, to make a $\frac{1}{4}$-inch hem on upper side of fabric, for Style 6900 E	1 75
23168 L	19	" " to make a $\frac{1}{8}$-inch hem on upper side of fabric, for Style 6900 E	1 75
23254 C	19	Folder, for Style 6900 H (uses strip $\frac{11}{16}$ inch wide)	4 00
23254 D	19	" for side buckle straps:	
23254 D-$\frac{11}{16}$	—	" for $\frac{11}{16}$-inch strap (uses strip $1\frac{13}{32}$ inches wide)	4 50
23254 E	19	" for Style 6900 H (uses strip $\frac{11}{16}$ inch wide) for light-weight material	4 00
23254 F	19	" for Style 6900 H (uses strip $\frac{3}{4}$ inch wide) for corduroy and heavy-weight material	4 00
		" Screws No. 25 C	05
29051 A	—	Nos. 59 S and 15430, assembled and lapped together	3 00
29066 A	—	Nos. 15430 E and 156, assembled and lapped together	1 35
29116	—	Nos. 10363 and two each Nos. 10364 and 10349, assembled and lapped together	6 80
29304 B	—	Nos. 153 F and 1275 A, assembled and lapped together	3 90
29317 A	—	Nos. 10315 and 1275 A, assembled and lapped together	3 90
29331	—	Nos. 6915 G and 1275 A, assembled and lapped together	4 00
29402	—	Nos. 422, 98, 423 and 424, assembled	40

From the library of: Diamond Needle Corp

From the library of: Diamond Needle Corp

UNION SPECIAL
DOUBLE
TRADE MARK
LOCKED
STITCH

From the library of: Diamond Needle Corp